

*Distance Education State Almanac*

# WISCONSIN



**Julia E. Seaman, Ph.D.**

*Research Director, Bay View Analytics*

**Jeff Seaman, Ph.D.**

*Director, Bay View Analytics*



## National setting

Student enrollment in higher education institutions has undergone fundamental changes over the last decade, a condition only exacerbated by the impact of the COVID-19 pandemic. Between 2012 and 2019, the total number of students enrolled at U.S. degree-granting institutions dropped by almost 1.1 million. At the same time, the number of students taking at least one online course grew by 2 million, from 5.4 million to 7.4 million, representing 37.2% of all students in 2019. The net result of these two changes was far fewer students studying on campus, from 18.3 million in 2012 to 16.4 million by 2019.

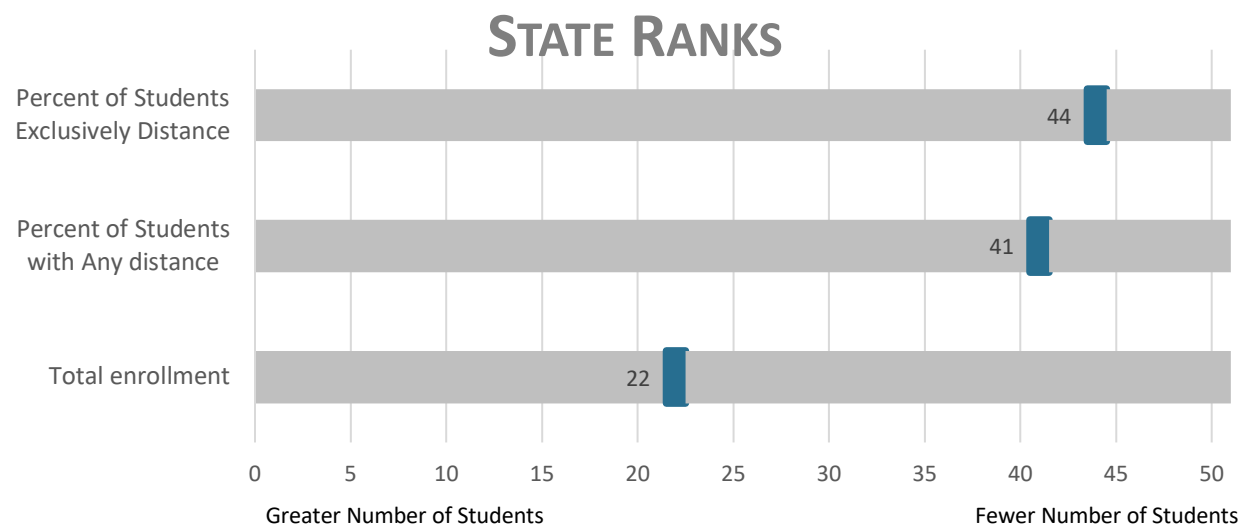
The information presented in the report represent the classifications and enrollments for Fall 2019 and were measured before the start of the COVID-19 pandemic. National totals include all 50 states, District of Columbia, America Samoa, Federated States of Micronesia, Guam, Marshall Islands, Northern Marianas, Palau, Puerto Rico, and the Virgin Islands.

## Wisconsin

Wisconsin has 69 degree-granting higher education institutions, representing 1.7% of all such institutions in the United States. Of these institutions, 32 are classified as public, 33 as private not-for-profit, and 4 as private for-profit. Of these 69 institutions, 52 offer four-year programs, and 17 offer two-year programs.

The state has 332,856 students enrolled across its institutions and ranks 22nd in terms of total higher education student enrollment. Between 2012 and 2019, the total number of students enrolled nationally declined by 5.0%. For Wisconsin, the enrollment decreased by 36,882 students, or -10.0%. Wisconsin has 293,815 students studying at the undergraduate level, a loss of 35,963 students from 2012 (-10.9%), compared to a 6.8% national decline. There are 39,041 students studying at the graduate level, which is 919 fewer than in 2012; this represents a change of -2.3%, where the national data showed an increase of 5.7%.

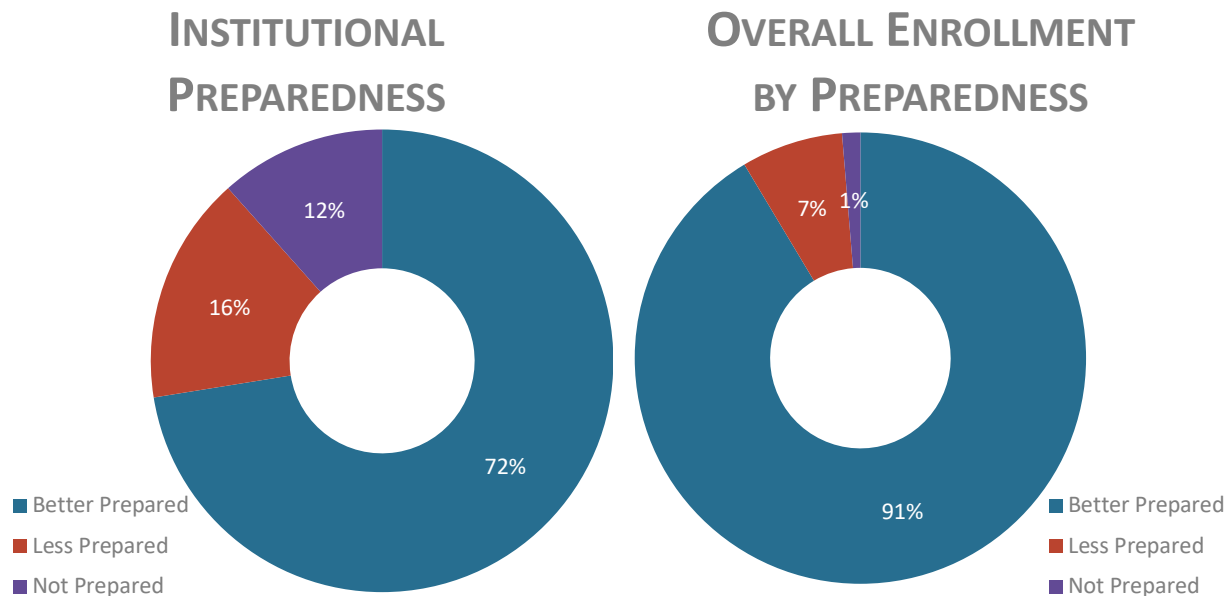
There are 96,431 students in Wisconsin that take at least one distance course. The state is ranked 41st for the proportion of students taking at least one distance course (29.0%). In 2019, there were 33,980 students taking all of their courses at a distance, a growth of 5,602 students (19.7%) from 2012. Wisconsin ranks 44th in the proportion of students (10.2%) taking exclusively distance courses in the nation.



## COVID-19 Distance Learning Preparedness

Not all higher education institutions were equally prepared to move courses online. Those institutions with a substantial number of students studying at a distance (1,000 or more), or a substantial percentage of their students taking at least one distance course (25% or more), can be expected to have the experience and infrastructure to better support a transition to online learning. Likewise, institutions with no distance students will have the least experience and infrastructure to support such a transition.

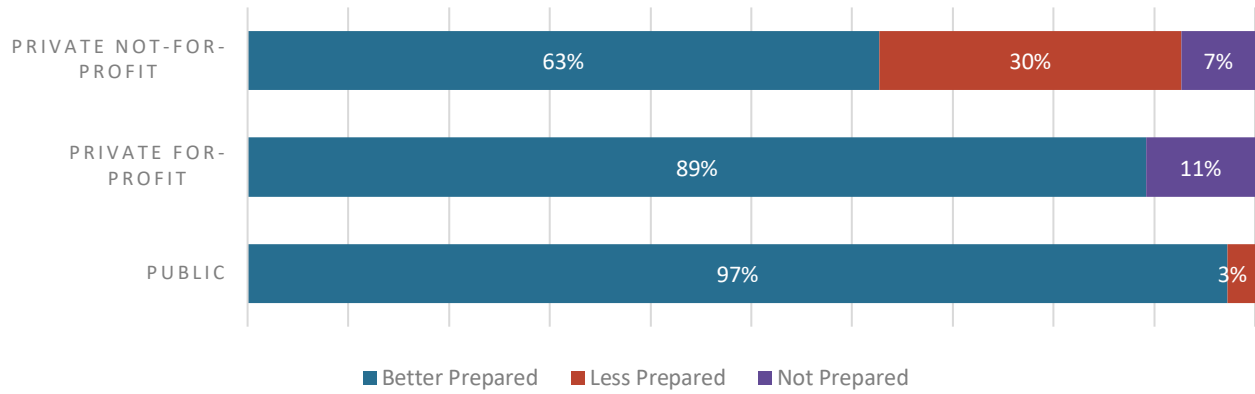
Nationally, 59.3% of all degree-granting institutions meet the criteria of having 25% or more or over 1,000 of their students taking distance courses. In Wisconsin, 72.5% of institutions are better prepared for moving completely online. These institutions enroll 304,245 students, or 91.4% of all students in the state. There are 8 institutions in Wisconsin with no distance students (representing 11.6% of the total in state institutions) that were likely not well prepared for a rapid transition to distance learning.



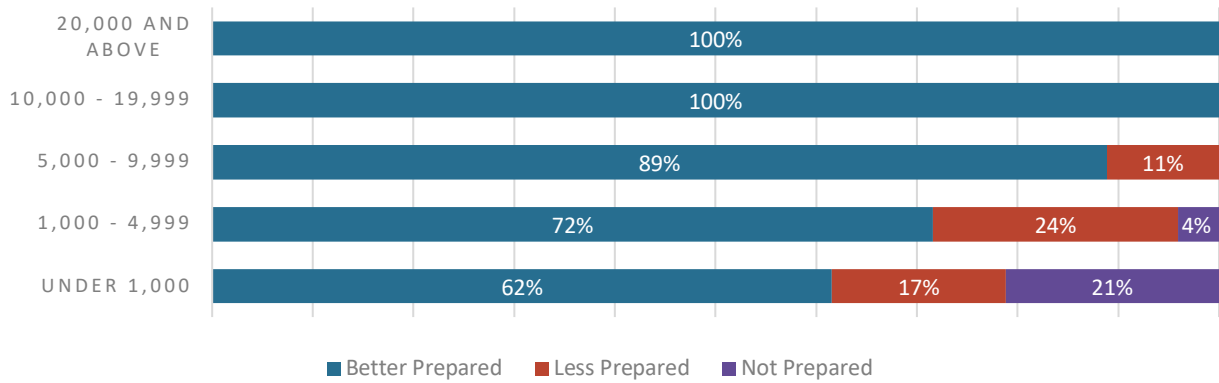
### Preparedness Definitions:

- BETTER PREPARED:** Schools with more than 1,000 online students (thus extensive support staff) or having 25 percent or more of their students online
- LESS PREPARED:** Large schools with less than 1,000 online students (thus some support staff) or having less than 25 percent of their students online
- NOT PREPARED:** Schools with no distance enrollment

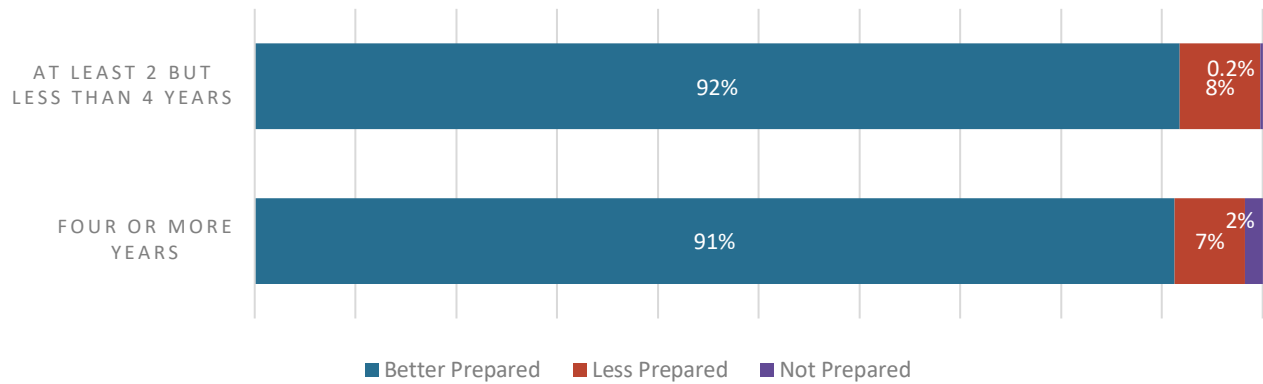
### PREPAREDNESS BY CONTROL



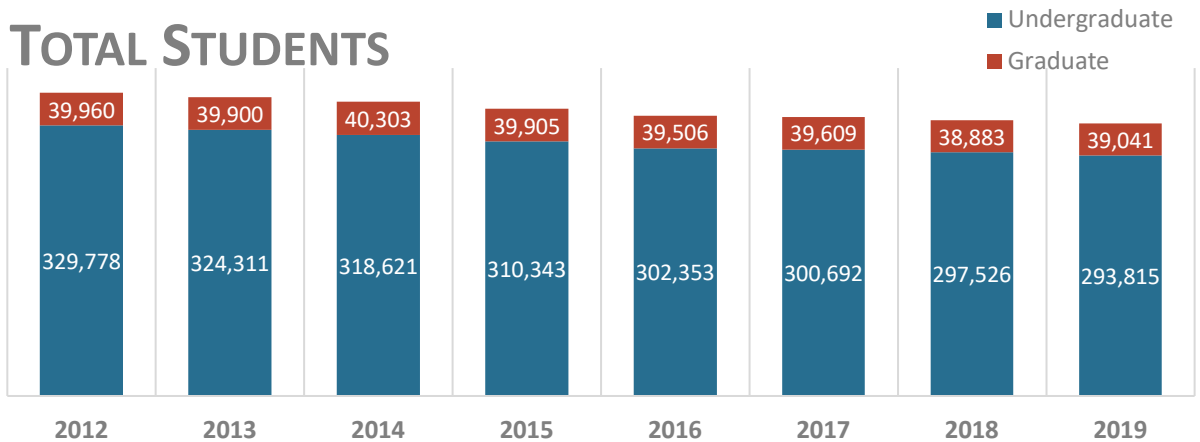
### PREPAREDNESS BY SIZE



### PREPAREDNESS BY TYPE



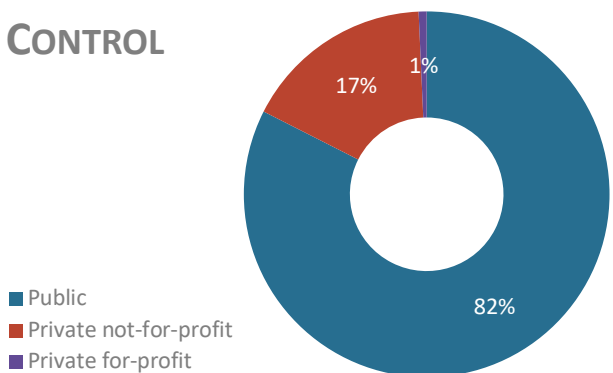
## State Enrollment



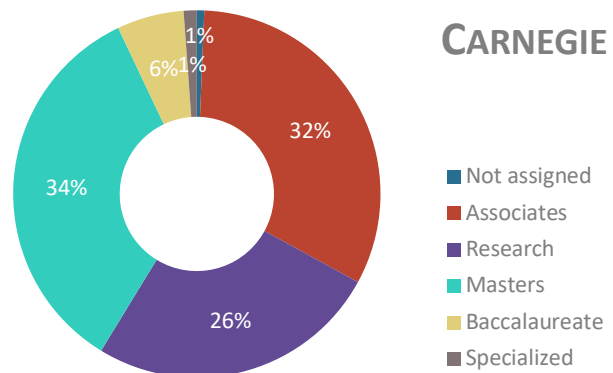
Institutions in Wisconsin enrolled a total of 332,856 students in the fall of 2019; 293,815 students were enrolled at the undergraduate level, and 39,041 enrolled at the graduate level. The Fall 2019 figure represents a decrease of 36,882 students (-10.0%) from the number enrolled in the fall of 2012. The number of undergraduate students decreased by 35,963 during this period, from 329,778 in 2012 to 293,815 in 2019 (-10.9%). The number of graduate students decreased from 39,960 to 39,041 (-2.3%) in the same period.

Enrollments in Fall 2019 totaled 274,517 students at public institutions (82% of all students), 55,993 students at private not-for-profit institutions (16.8%), and 2,346 students at private for-profit institutions (0.7%). Enrollments at public institutions decreased by 18,899 students between 2012 and 2019, while those at private not-for-profit institutions decreased by 7,050 students, and those at private for-profit institutions decreased by 10,933 students.

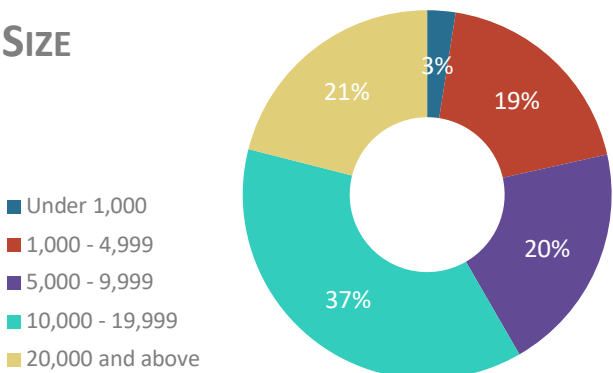
### CONTROL



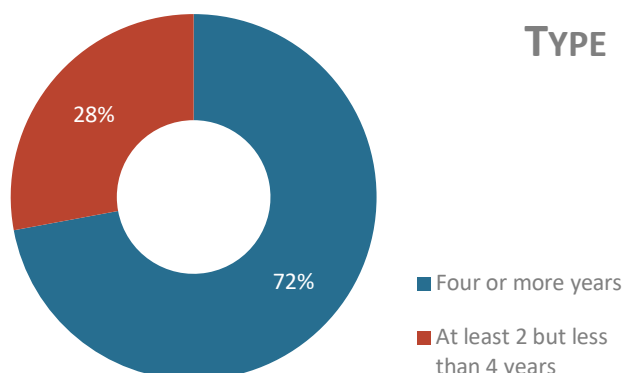
### CARNEGIE



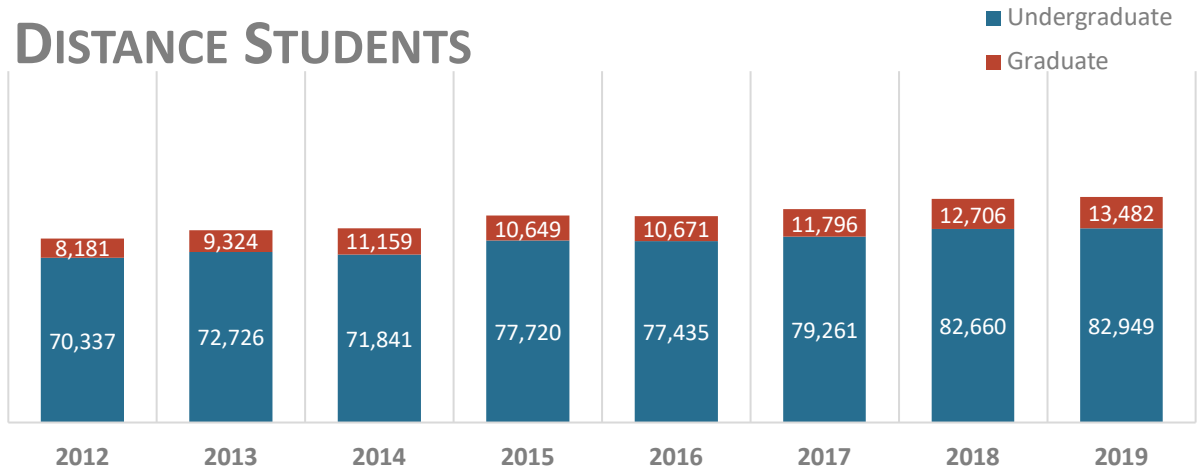
### SIZE



### TYPE



## DISTANCE STUDENTS

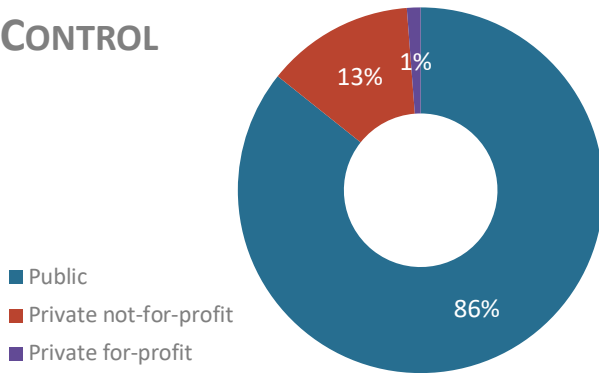


In 2019, a total of 96,431 students took at least one distance course from Wisconsin institutions; 82,949 (28.2% of all undergraduate students) were enrolled at the undergraduate level, and 13,482 (34.5% of all graduate students) were enrolled at the graduate level.

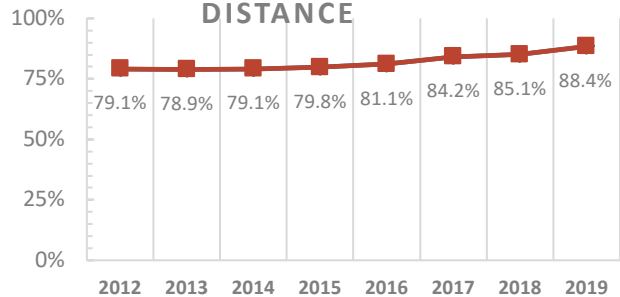
Among undergraduate level distance students, 74,202 were enrolled at institutions classified as public, 7,584 as private not-for-profit, and 1,163 as private for profit. At the graduate-level, 8,454 distance students were enrolled at institutions classified as public, 5,022 as private not-for-profit, and 6 as private for profit.

The number of undergraduate distance enrollments at Wisconsin institutions increased by 12,612 (17.9%) between Fall 2012 and Fall 2019, while the number of graduate distance enrollments grew by 5,301 (64.8%) during this same period.

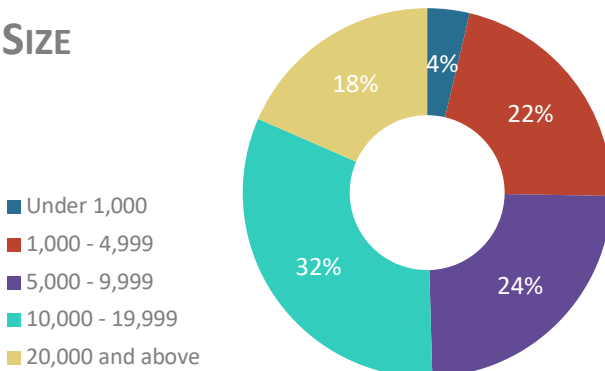
### CONTROL



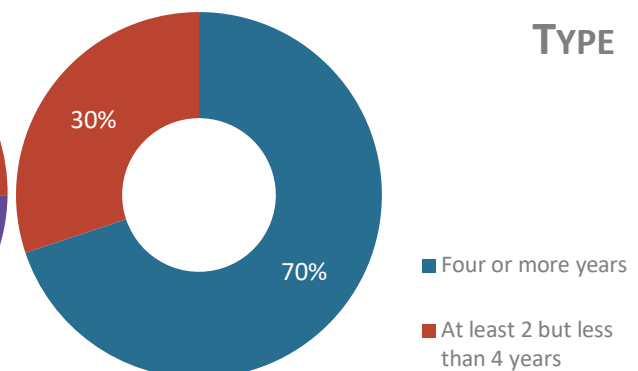
### % INSTITUTIONS WITH DISTANCE



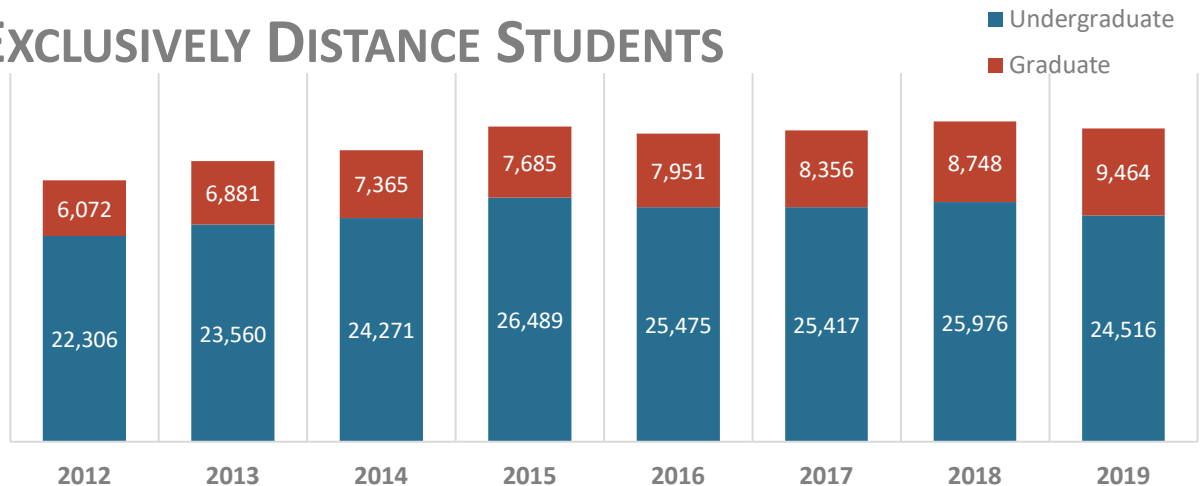
### SIZE



### TYPE

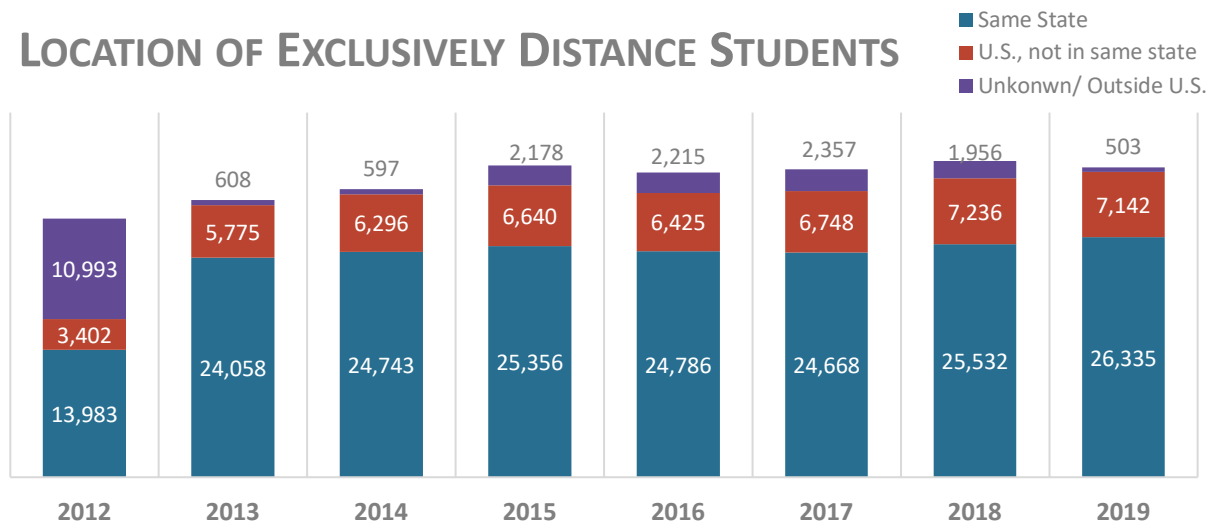


## EXCLUSIVELY DISTANCE STUDENTS

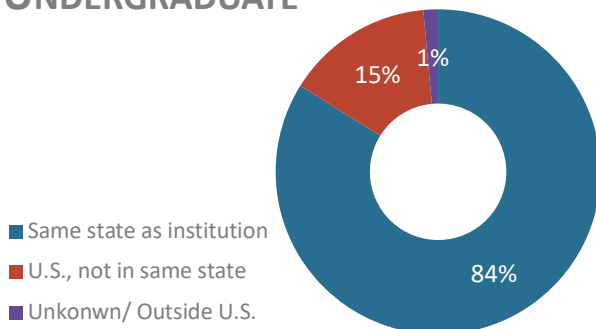


A total of 33,980 students were taking all of their courses at a distance from Wisconsin institutions in the fall of 2019. This represents 10.2% of the enrolled students in the state, which ranks the state at number 44 in the U.S. The number of exclusively distance students who reside in Wisconsin while taking courses from an institution in Wisconsin was 13,983 in 2012 and grew to 26,335 by 2019. There are 7,645 students enrolled as exclusively distance students in Wisconsin institutions who reside outside Wisconsin, or whose place of residence is unknown.

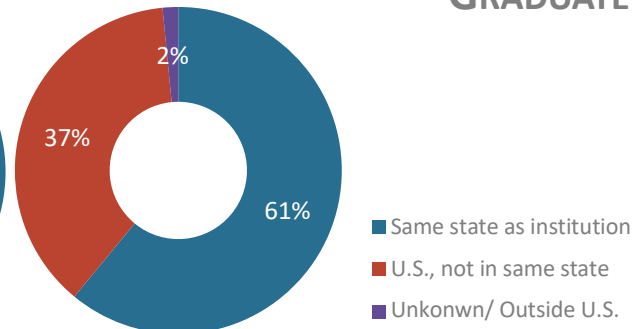
## LOCATION OF EXCLUSIVELY DISTANCE STUDENTS



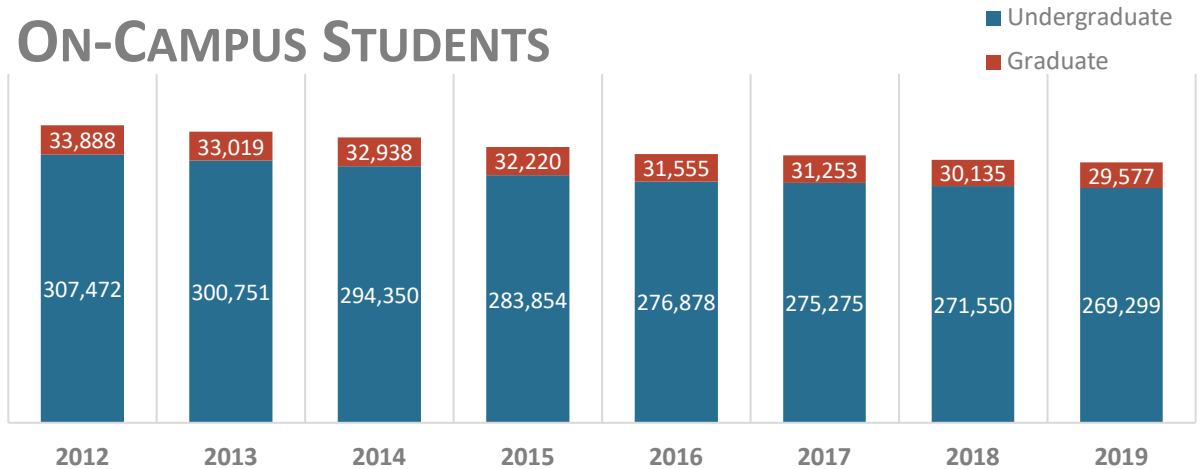
### UNDERGRADUATE



### GRADUATE

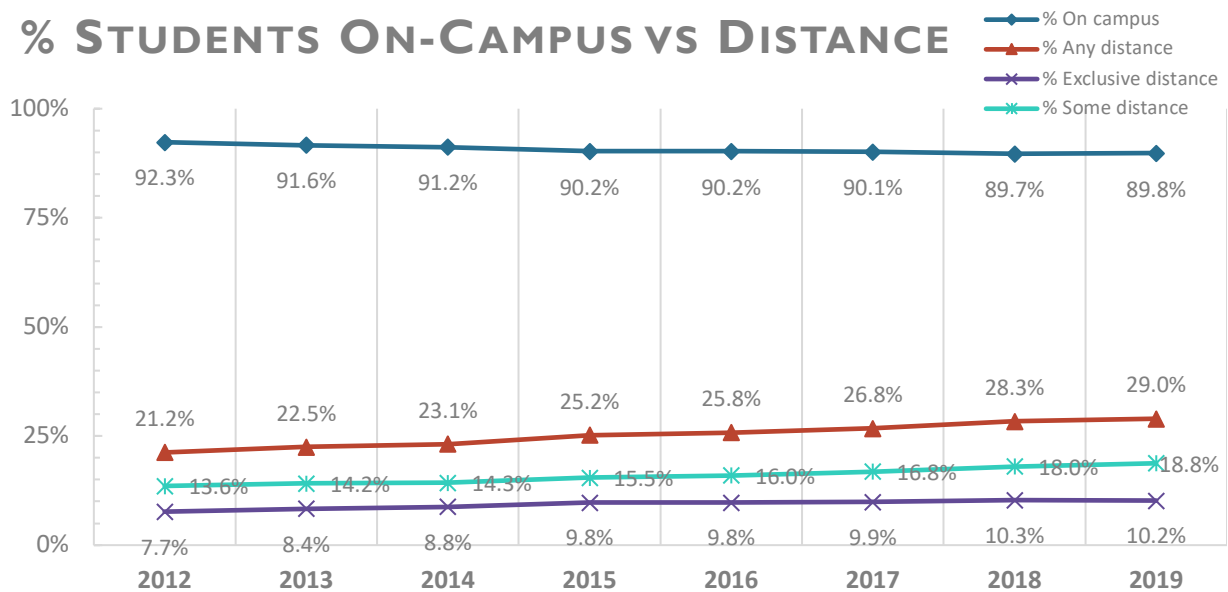


# ON-CAMPUS STUDENTS

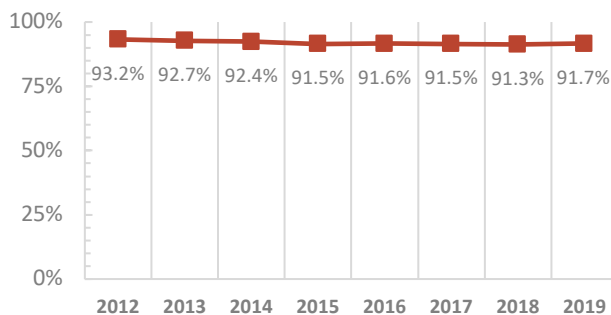


On-campus students are those who take one or more of their courses physically on-campus. The number of students studying on campus declined from 341,360 to 298,876 between 2012 and 2019 in Wisconsin, representing a reduction of 12.4%. This compares to a national decrease of 10.3% for the same period. In 2019, 91.7% of undergraduate students and 75.8% of graduate students in Wisconsin were taking at least one on-campus course.

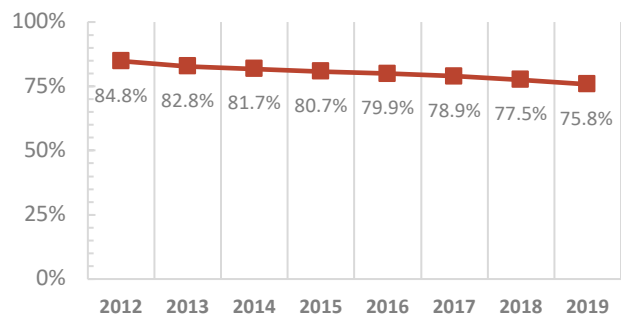
## % STUDENTS ON-CAMPUS VS DISTANCE



% ON-CAMPUS: UNDERGRADUATE



% ON-CAMPUS: GRADUATE





## INSTITUTIONS

	Wisconsin	National	State Rank	State as % of National
<b>Total institutions</b>	69	4,089	47	1.7%
<b>Institutions w/ distance</b>	61	3,161	16	1.9%
<b>% Institution w/ distance</b>	88.4%	77.3%	16	

## ENROLLMENTS

Wisconsin		Total	Any Distance	Exclusive Distance	On Campus
	<b>Total</b>	332,856	96,431	33,980	298,876
<b>Size</b>	<b>Under 1,000</b>	8,253	3,576	2,067	6,186
	<b>1,000 - 4,999</b>	63,316	20,808	8,863	54,453
	<b>5,000 - 9,999</b>	67,107	23,401	9,254	57,853
	<b>10,000 - 19,999</b>	124,192	30,849	10,526	113,666
	<b>20,000 and above</b>	69,988	17,797	3,270	66,718
<b>Carnegie</b>	<b>Not assigned</b>	2,155	1,667	1,119	1,036
	<b>Associates</b>	107,580	33,836	13,383	94,197
	<b>Research</b>	85,741	20,194	4,025	81,716
	<b>Masters</b>	113,948	34,453	12,077	101,871
	<b>Baccalaureate</b>	19,599	5,587	3,220	16,379
	<b>Specialized</b>	3,833	694	156	3,677
<b>Control</b>	<b>Public</b>	274,517	82,656	27,282	247,235
	<b>Private not-for-profit</b>	55,993	12,606	6,318	49,675
	<b>Private for-profit</b>	2,346	1,169	380	1,966
<b>Type</b>	<b>Four or more years</b>	239,951	67,391	22,466	217,485
	<b>At least 2 but less than 4 years</b>	92,905	29,040	11,514	81,391