

Distance Education State Almanac

TEXAS



Julia E. Seaman, Ph.D.

Research Director, Bay View Analytics

Jeff Seaman, Ph.D.

Director, Bay View Analytics



National setting

Student enrollment in higher education institutions has undergone fundamental changes over the last decade, a condition only exacerbated by the impact of the COVID-19 pandemic. Between 2012 and 2019, the total number of students enrolled at U.S. degree-granting institutions dropped by almost 1.1 million. At the same time, the number of students taking at least one online course grew by 2 million, from 5.4 million to 7.4 million, representing 37.2% of all students in 2019. The net result of these two changes was far fewer students studying on campus, from 18.3 million in 2012 to 16.4 million by 2019.

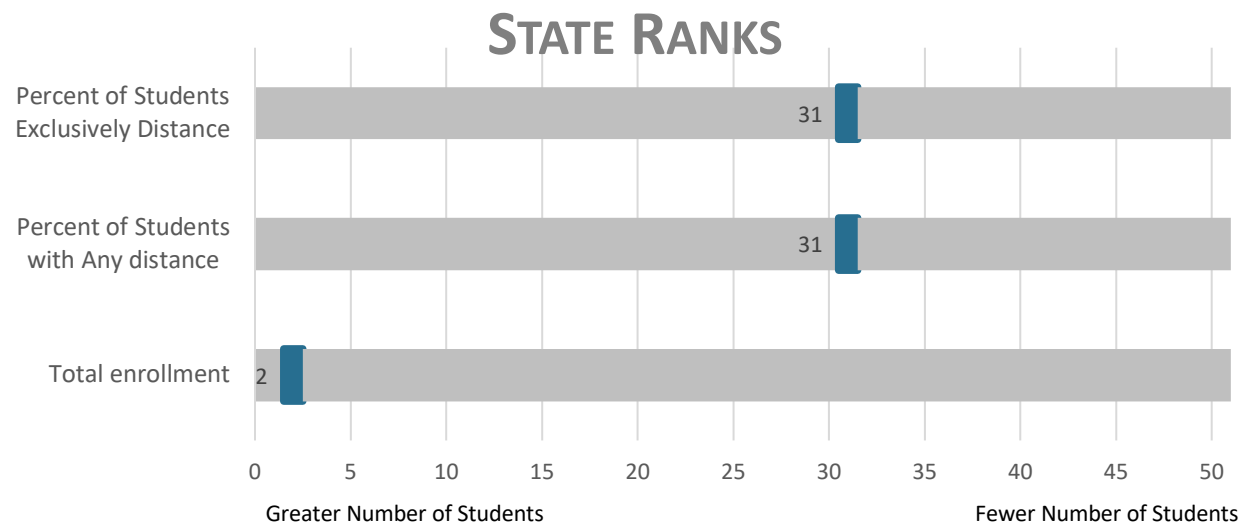
The information presented in the report represent the classifications and enrollments for Fall 2019 and were measured before the start of the COVID-19 pandemic. National totals include all 50 states, District of Columbia, American Samoa, Federated States of Micronesia, Guam, Marshall Islands, Northern Marianas, Palau, Puerto Rico, and the Virgin Islands.

Texas

Texas has 241 degree-granting higher education institutions, representing 5.9% of all such institutions in the United States. Of these institutions, 109 are classified as public, 72 as private not-for-profit, and 60 as private for-profit. Of these 241 institutions, 145 offer four-year programs, and 96 offer two-year programs.

The state has 1,660,677 students enrolled across its institutions and ranks 2nd in terms of total higher education student enrollment. Between 2012 and 2019, the total number of students enrolled nationally declined by 5.0%. For Texas, the enrollment increased by 113,491 students, or 7.3%. Texas has 1,465,254 students studying at the undergraduate level, a gain of 97,179 students from 2012 (7.1%), compared to a 6.8% national decline. There are 195,423 students studying at the graduate level, which is 16,312 greater than in 2012; this represents a change of 9.1%, where the national data showed an increase of 5.7%.

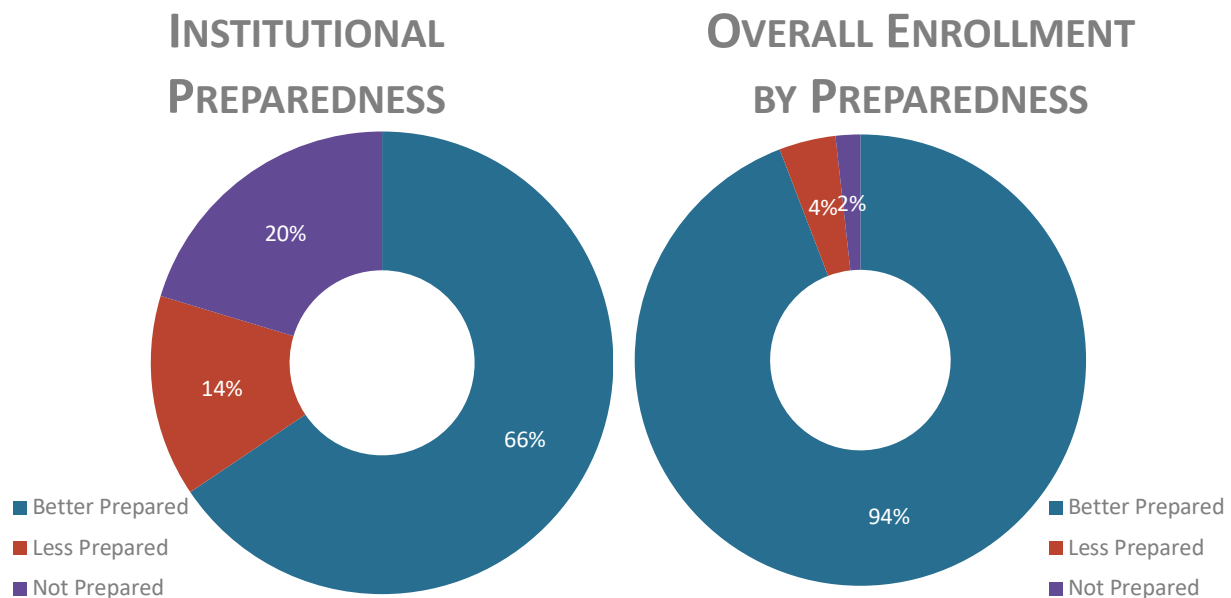
There are 617,377 students in Texas that take at least one distance course. The state is ranked 31st for the proportion of students taking at least one distance course (37.2%). In 2019, there were 239,805 students taking all of their courses at a distance, a growth of 98,997 students (70.3%) from 2012. Texas ranks 31st in the proportion of students (14.4%) taking exclusively distance courses in the nation.



COVID-19 Distance Learning Preparedness

Not all higher education institutions were equally prepared to move courses online. Those institutions with a substantial number of students studying at a distance (1,000 or more), or a substantial percentage of their students taking at least one distance course (25% or more), can be expected to have the experience and infrastructure to better support a transition to online learning. Likewise, institutions with no distance students will have the least experience and infrastructure to support such a transition.

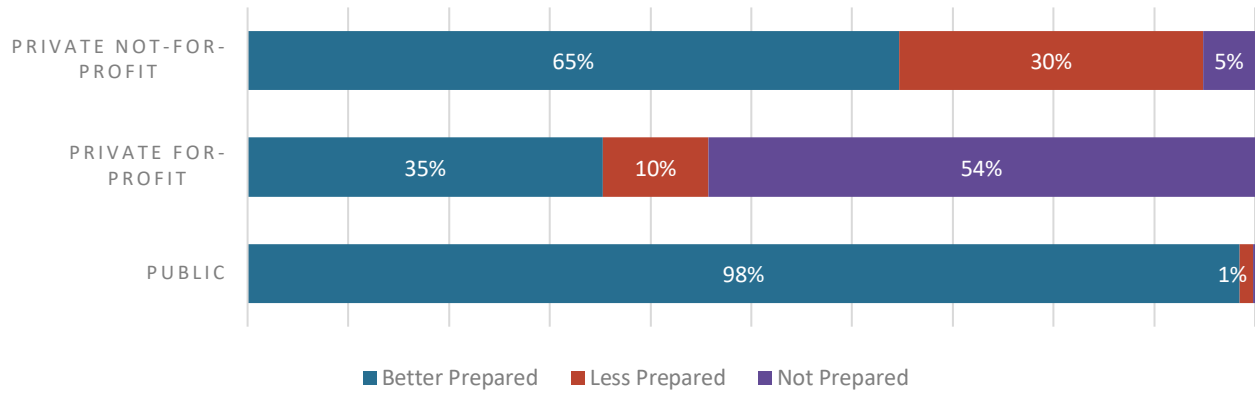
Nationally, 59.3% of all degree-granting institutions meet the criteria of having 25% or more or over 1,000 of their students taking distance courses. In Texas, 65.6% of institutions are better prepared for moving completely online. These institutions enroll 1,563,960 students, or 94.2% of all students in the state. There are 49 institutions in Texas with no distance students (representing 20.3% of the total in state institutions) that were likely not well prepared for a rapid transition to distance learning.



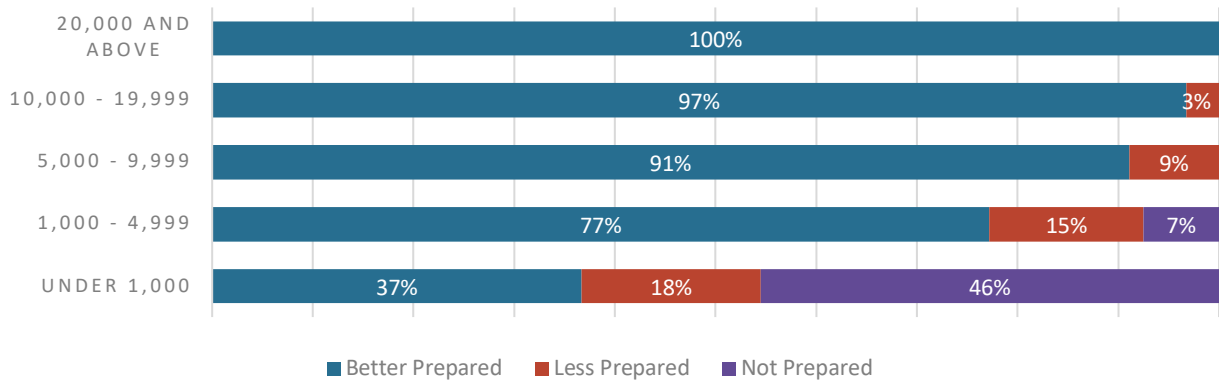
Preparedness Definitions:

- BETTER PREPARED:** Schools with more than 1,000 online students (thus extensive support staff) or having 25 percent or more of their students online
- LESS PREPARED:** Large schools with less than 1,000 online students (thus some support staff) or having less than 25 percent of their students online
- NOT PREPARED:** Schools with no distance enrollment

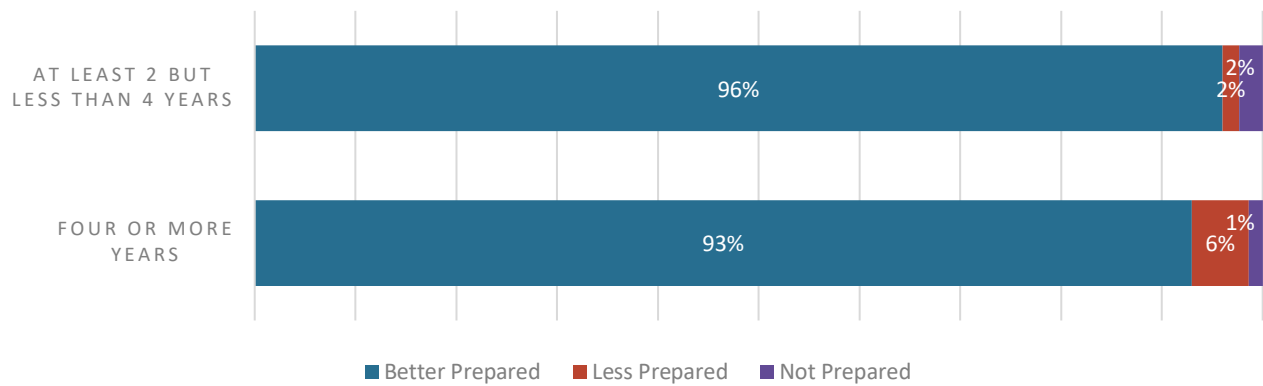
PREPAREDNESS BY CONTROL



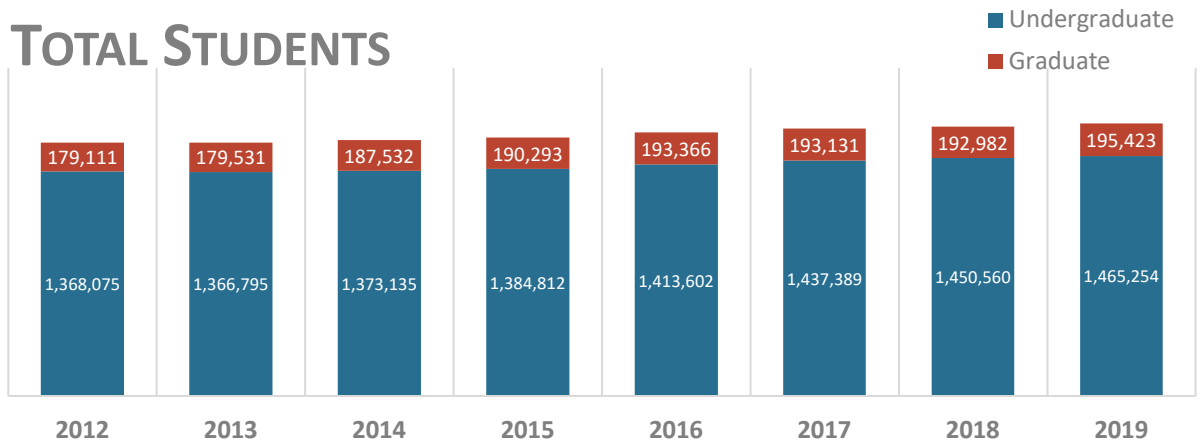
PREPAREDNESS BY SIZE



PREPAREDNESS BY TYPE



State Enrollment



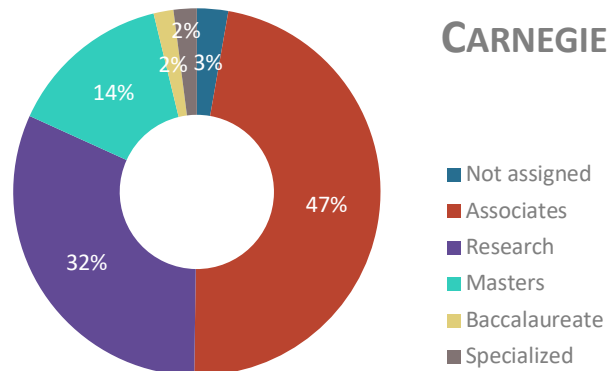
Institutions in Texas enrolled a total of 1,660,677 students in the of Fall 2019; 1,465,254 students were enrolled at the undergraduate level, and 195,423 enrolled at the graduate level. The Fall 2019 figure represents an increase of 113,491 students (7.3%) from the number enrolled in the fall of 2012. The number of undergraduate students decreased by 97,179 during this period, from 1,368,075 in 2012 to 1,465,254 in 2019 (7.1%). The number of graduate students increased from 179,111 to 195,423 (9.1%) in the same period.

Enrollments in Fall 2019 totaled 1,480,149 students at public institutions (89% of all students), 144,613 students at private not-for-profit institutions (8.7%), and 35,915 students at private for-profit institutions (2.2%). Enrollments at public institutions increased by 128,089 students between 2012 and 2019, while those at private not-for-profit institutions increased by 6,097 students, and those at private for-profit institutions decreased by 20,695 students.

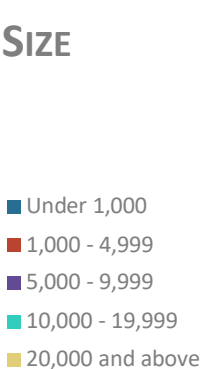
CONTROL



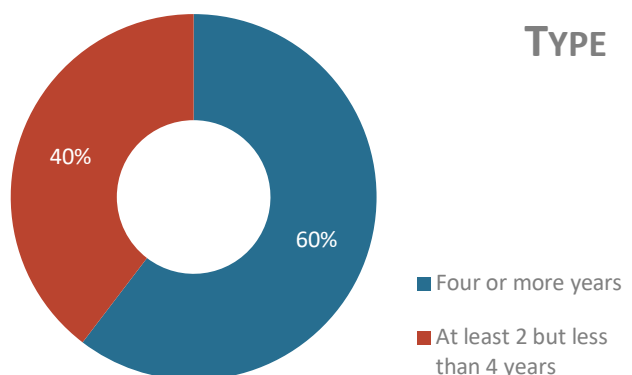
CARNEGIE



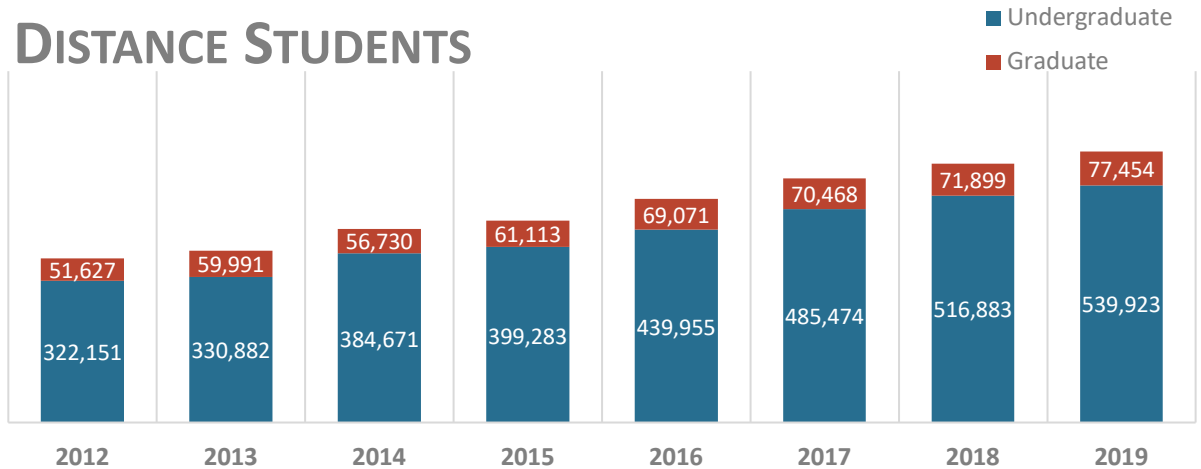
SIZE



TYPE



DISTANCE STUDENTS

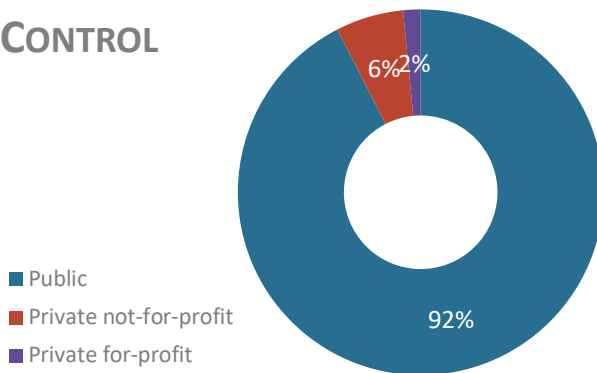


In 2019, a total of 617,377 students took at least one distance course from Texas institutions; 539,923 (36.8% of all undergraduate students) were enrolled at the undergraduate level, and 77,454 (39.6% of all graduate students) were enrolled at the graduate level.

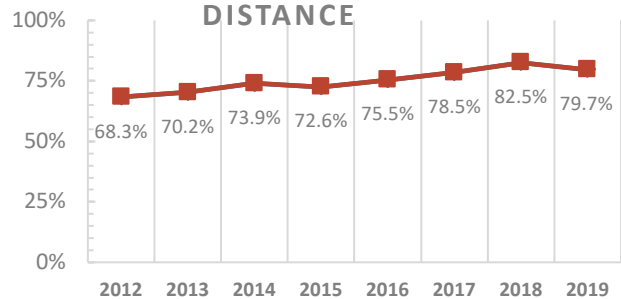
Among undergraduate level distance students, 510,035 were enrolled at institutions classified as public, 21,023 as private not-for-profit, and 8,865 as private for profit. At the graduate-level, 60,745 distance students were enrolled at institutions classified as public, 16,064 as private not-for-profit, and 645 as private for profit.

The number of undergraduate distance enrollments at Texas institutions increased by 217,772 (67.6%) between Fall 2012 and Fall 2019, while the number of graduate distance enrollments grew by 25,827 (50.0%) during this same period.

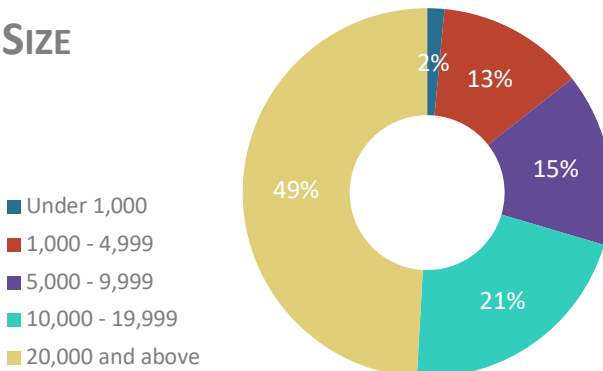
CONTROL



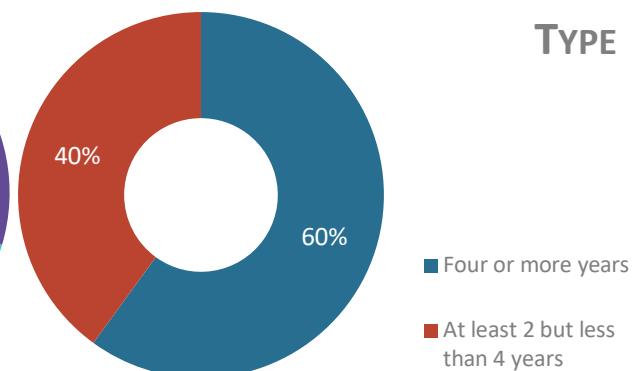
% INSTITUTIONS WITH DISTANCE



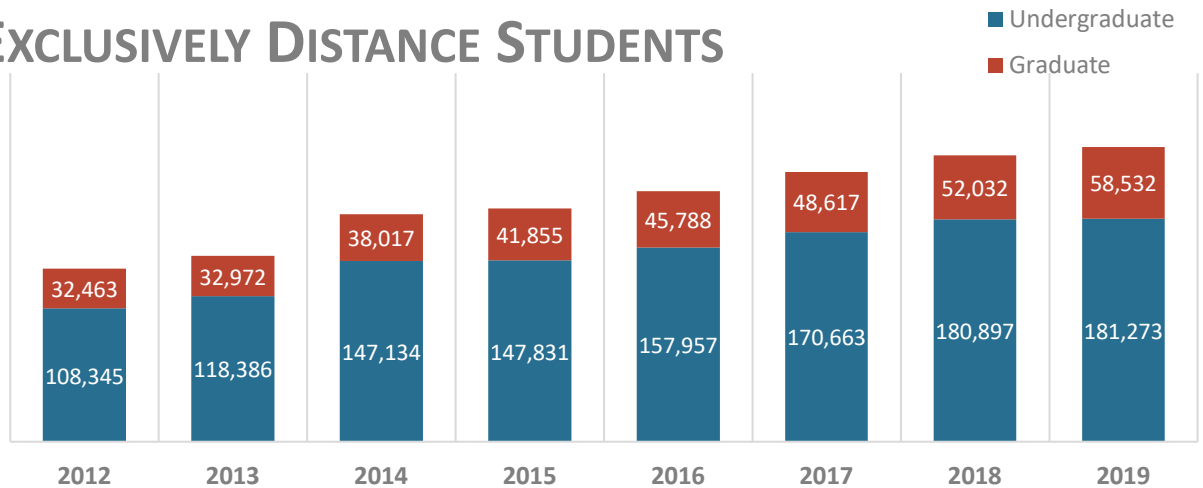
SIZE



TYPE

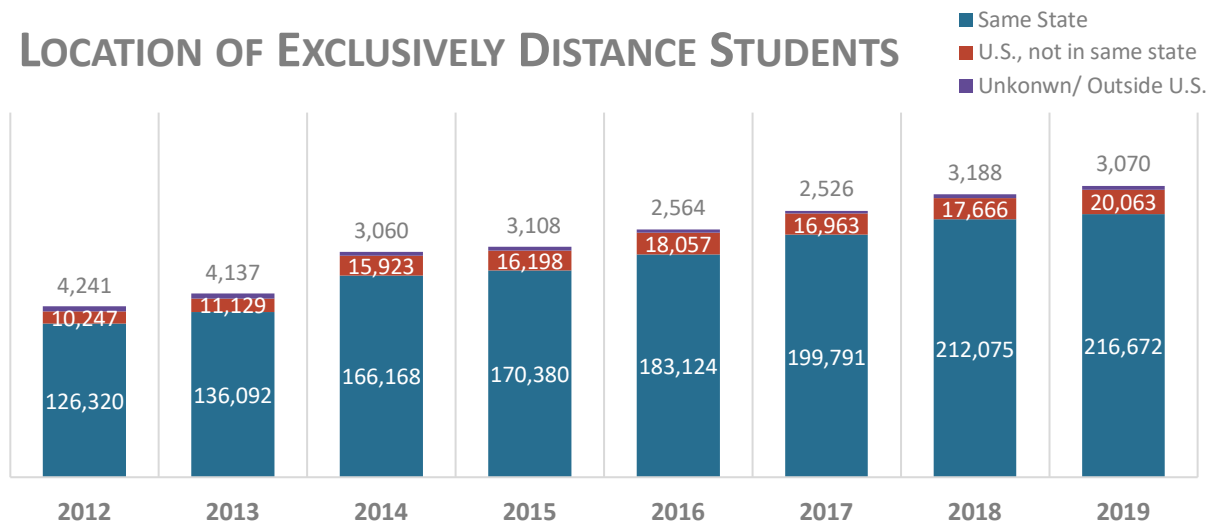


EXCLUSIVELY DISTANCE STUDENTS




A total of 239,805 students were taking all of their courses at a distance from Texas institutions in the fall of 2019. This represents 14.4% of the enrolled students in the state, which ranks the state at number 31 in the U.S. The number of exclusively distance students who reside in Texas while taking courses from an institution in Texas was 126,320 in 2012 and grew to 216,672 by 2019. There are 23,133 students enrolled as exclusively distance students in Texas institutions who reside outside Texas, or whose place of residence is unknown.

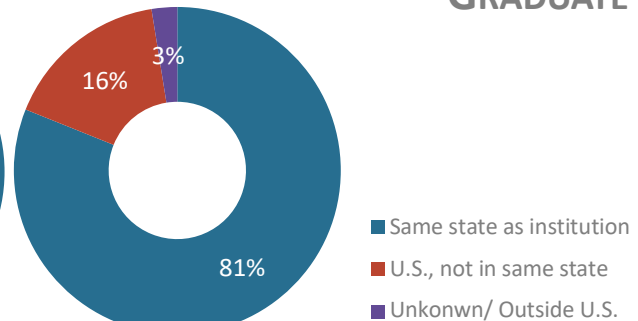
LOCATION OF EXCLUSIVELY DISTANCE STUDENTS



UNDERGRADUATE

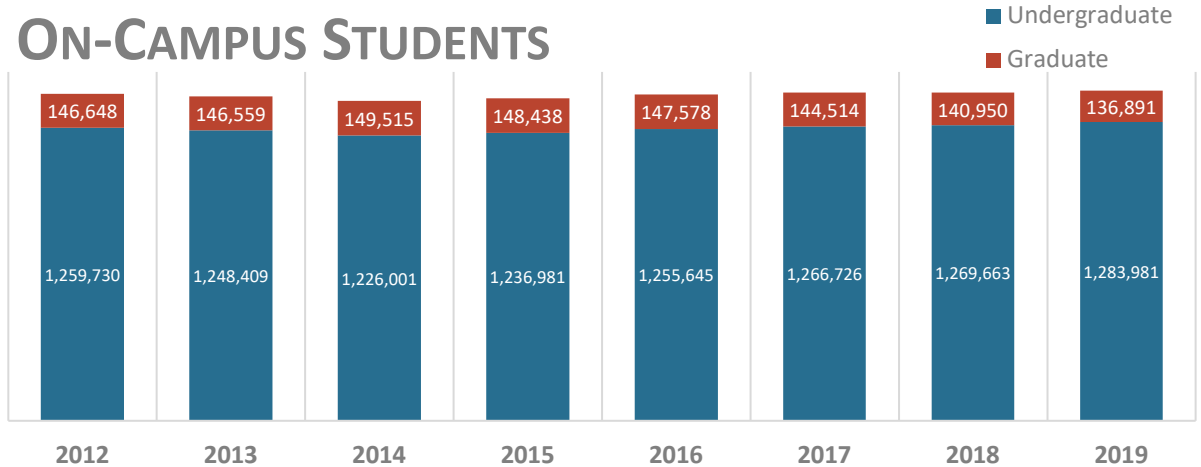


GRADUATE



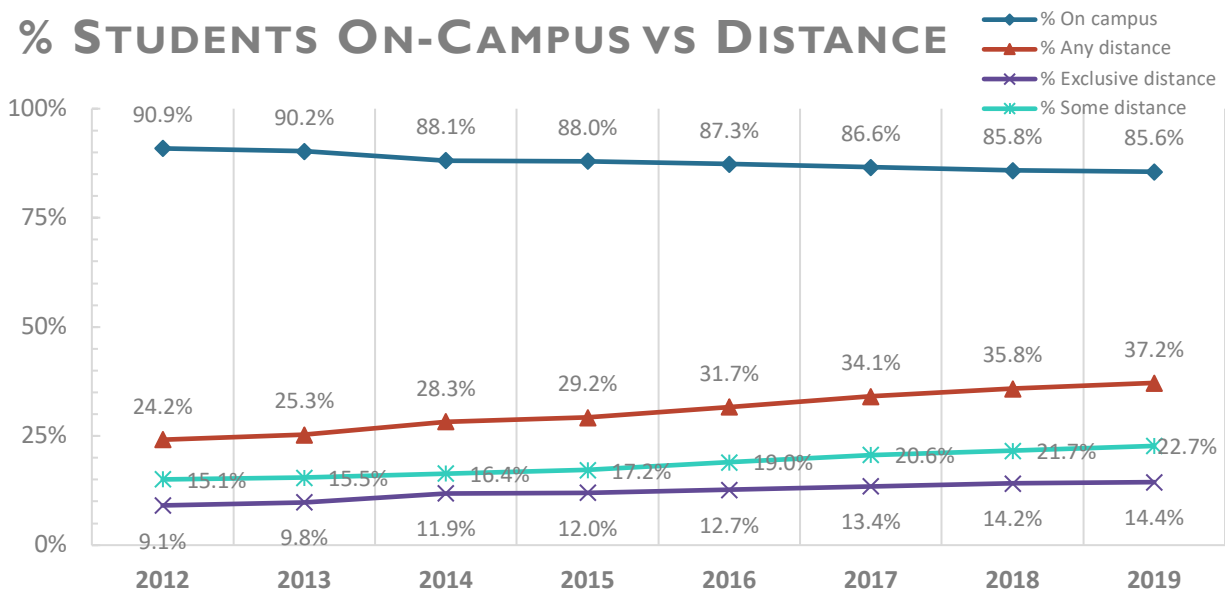
On-Campus Enrollment

ON-CAMPUS STUDENTS

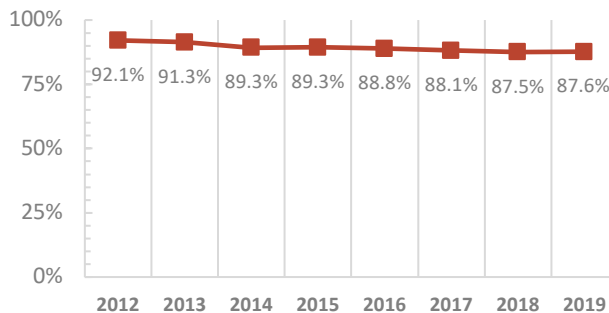


On-campus students are those who take one or more of their courses physically on-campus. The number of students studying on campus grew from 1,406,378 to 1,420,872 between 2012 and 2019 in Texas, representing a growth of 1.0%. This compares to a national decrease of 10.3% for the same period. In 2019, 87.6% of undergraduate students and 70.0% of graduate students in Texas were taking at least one on-campus course.

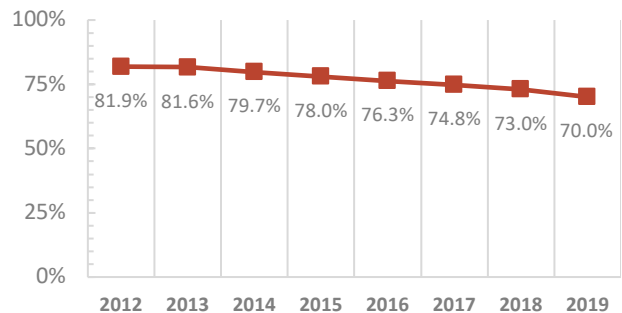
% STUDENTS ON-CAMPUS VS DISTANCE



% ON-CAMPUS: UNDERGRADUATE



% ON-CAMPUS: GRADUATE



INSTITUTIONS

	Texas	National	State Rank	State as % of National
Total institutions	241	4,089	36	5.9%
Institutions w/ distance	192	3,161	2	6.1%
% Institution w/ distance	79.7%	77.3%	2	

ENROLLMENTS

Texas		Total	Any Distance	Exclusive Distance	On Campus
Total		1,660,677	617,377	239,805	1,420,872
Size	Under 1,000	32,853	9,248	4,066	28,787
	1,000 - 4,999	191,602	79,632	35,311	156,291
	5,000 - 9,999	237,940	93,685	40,198	197,742
	10,000 - 19,999	337,025	131,622	68,722	268,303
	20,000 and above	861,257	303,190	91,508	769,749
Carnegie	Not assigned	45,689	17,371	9,171	36,518
	Associates	788,370	293,117	126,523	661,847
	Research	524,106	189,875	59,804	464,302
	Masters	239,588	99,107	36,339	203,249
	Baccalaureate	29,073	10,346	3,716	25,357
	Specialized	33,851	7,561	4,252	29,599
Control	Public	1,480,149	570,780	215,562	1,264,587
	Private not-for-profit	144,613	37,087	18,535	126,078
	Private for-profit	35,915	9,510	5,708	30,207
Type	Four or more years	1,002,748	370,462	129,996	872,752
	At least 2 but less than 4 years	657,929	246,915	109,809	548,120