

*Distance Education State Almanac*

# NORTH CAROLINA



**Julia E. Seaman, Ph.D.**

*Research Director, Bay View Analytics*

**Jeff Seaman, Ph.D.**

*Director, Bay View Analytics*

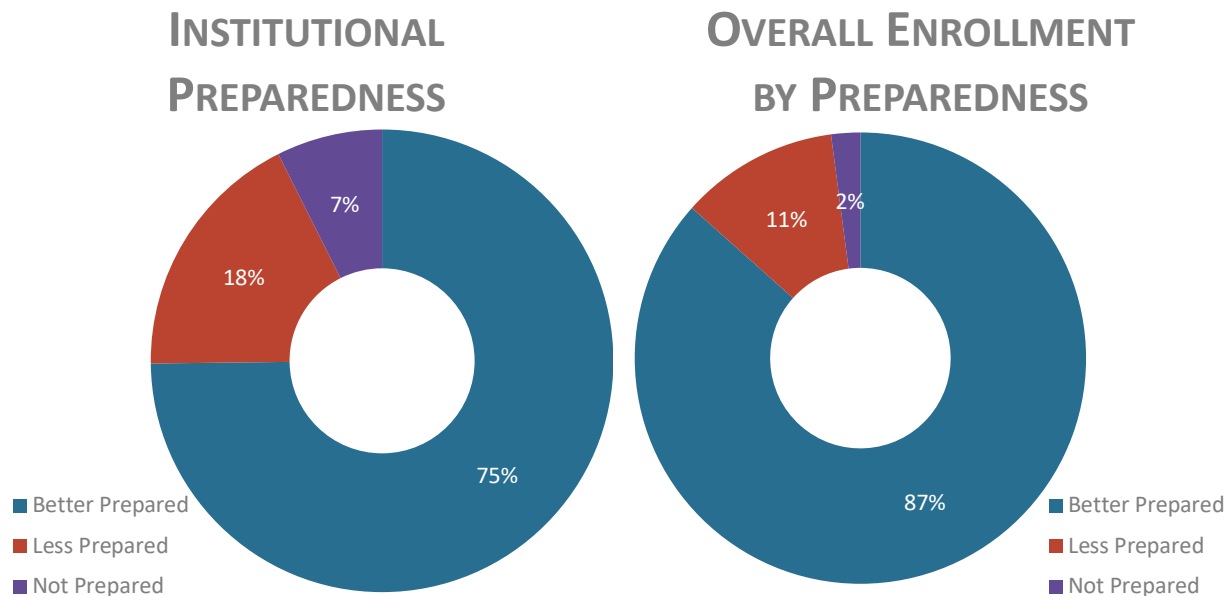




## COVID-19 Distance Learning Preparedness

Not all higher education institutions were equally prepared to move courses online. Those institutions with a substantial number of students studying at a distance (1,000 or more), or a substantial percentage of their students taking at least one distance course (25% or more), can be expected to have the experience and infrastructure to better support a transition to online learning. Likewise, institutions with no distance students will have the least experience and infrastructure to support such a transition.

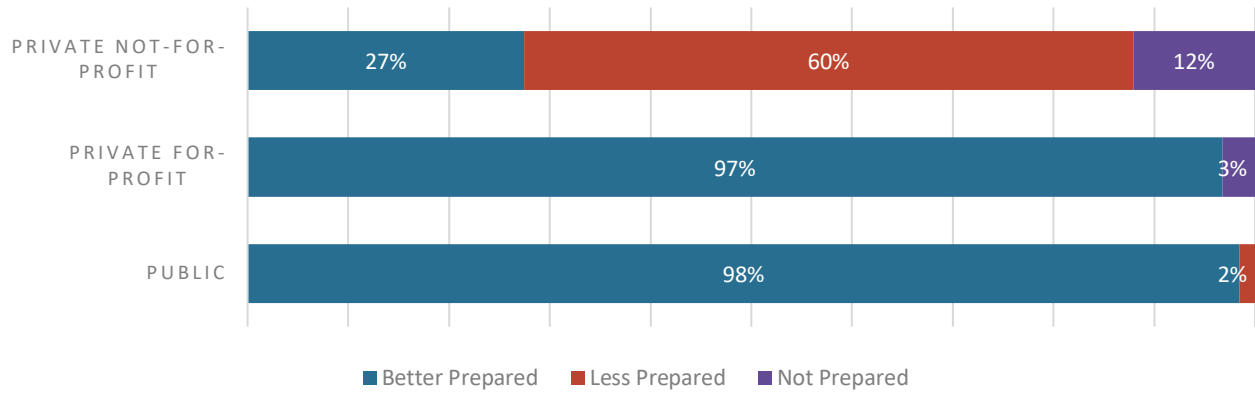
Nationally, 59.3% of all degree-granting institutions meet the criteria of having 25% or more or over 1,000 of their students taking distance courses. In North Carolina, 74.8% of institutions are better prepared for moving completely online. These institutions enroll 492,299 students, or 86.6% of all students in the state. There are 10 institutions in North Carolina with no distance students (representing 7.4% of the total in state institutions) that were likely not well prepared for a rapid transition to distance learning.



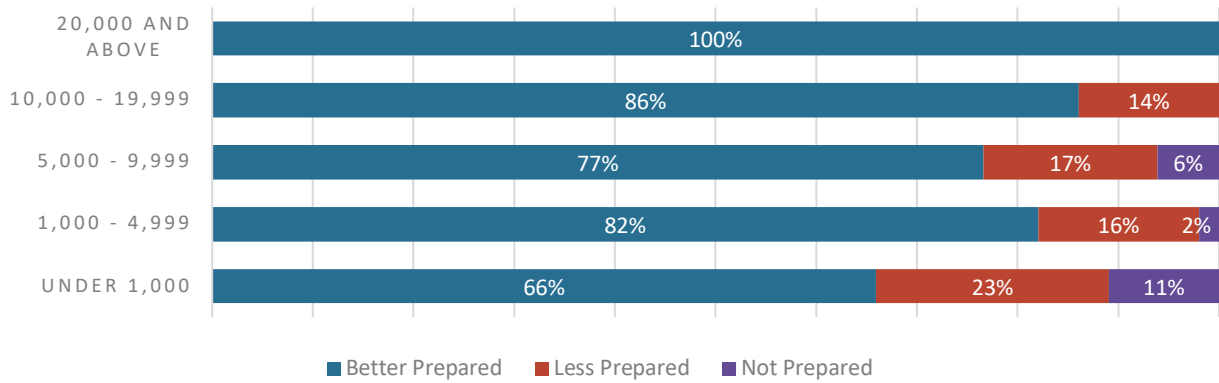
### Preparedness Definitions:

- BETTER PREPARED:** Schools with more than 1,000 online students (thus extensive support staff) or having 25 percent or more of their students online
- LESS PREPARED:** Large schools with less than 1,000 online students (thus some support staff) or having less than 25 percent of their students online
- NOT PREPARED:** Schools with no distance enrollment

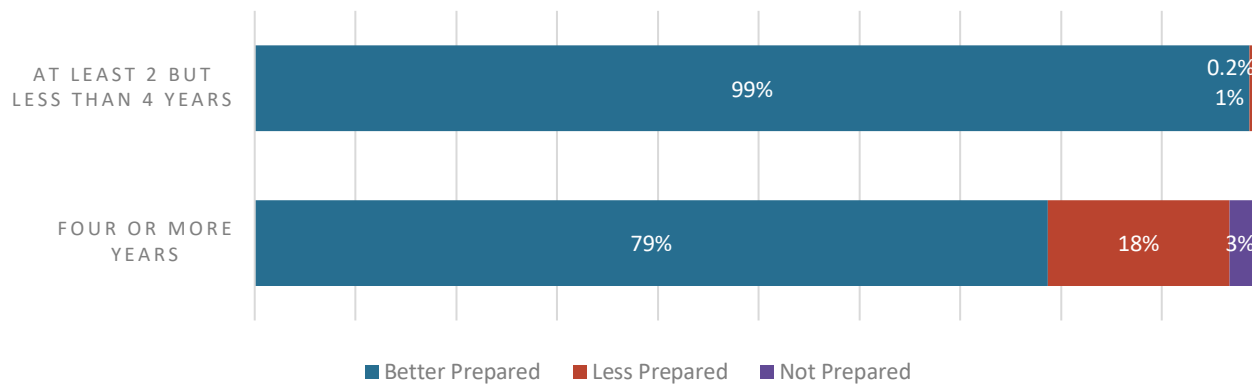
### PREPAREDNESS BY CONTROL



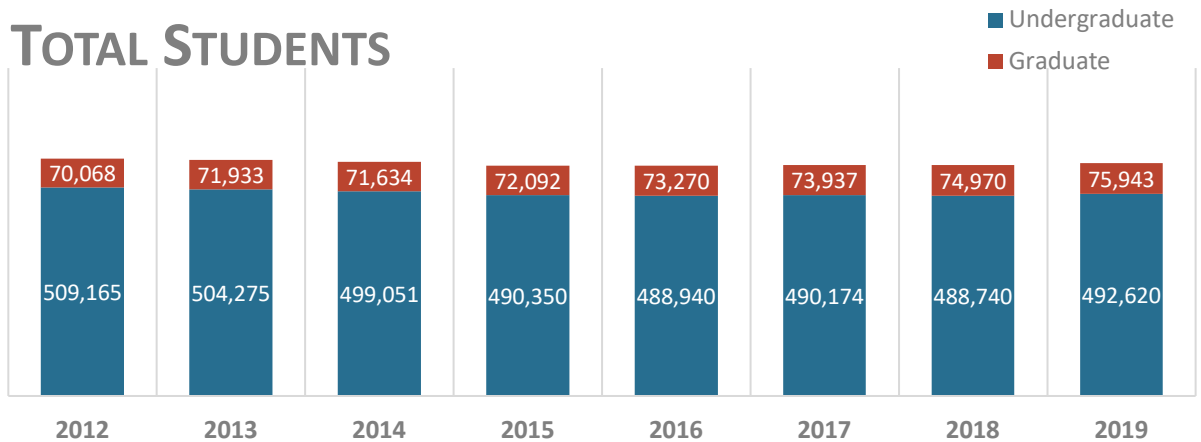
### PREPAREDNESS BY SIZE



### PREPAREDNESS BY TYPE



## State Enrollment



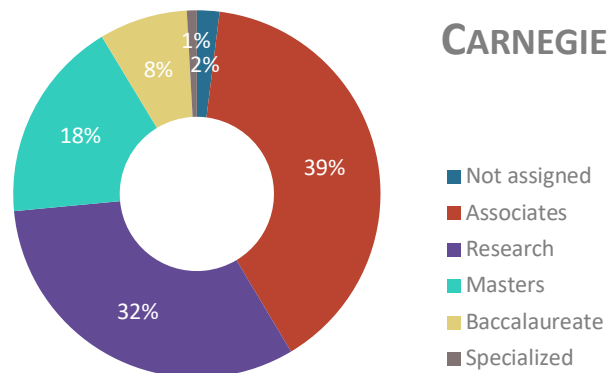
Institutions in North Carolina enrolled a total of 568,563 students in the fall of 2019; 492,620 students were enrolled at the undergraduate level, and 75,943 enrolled at the graduate level. The Fall 2019 figure represents a decrease of 10,670 students (-1.8%) from the number enrolled in the fall of 2012. The number of undergraduate students decreased by 16,545 during this period, from 509,165 in 2012 to 492,620 in 2019 (-3.2%). The number of graduate students increased from 70,068 to 75,943 (8.4%) in the same period.

Enrollments in Fall 2019 totaled 462,970 students at public institutions (81% of all students), 94,959 students at private not-for-profit institutions (16.7%), and 10,634 students at private for-profit institutions (1.9%). Enrollments at public institutions decreased by 2,980 students between 2012 and 2019, while those at private not-for-profit institutions decreased by 32 students, and those at private for-profit institutions decreased by 7,658 students.

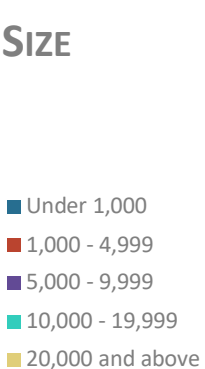
### CONTROL



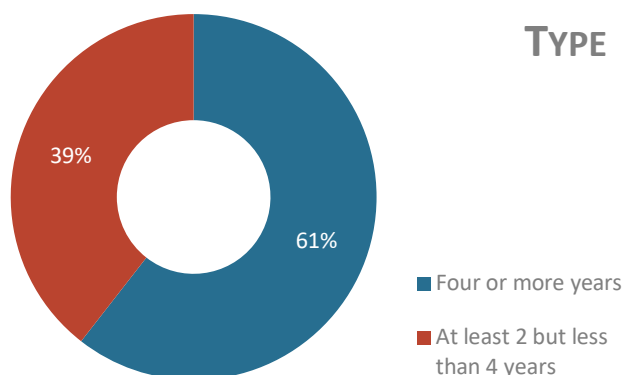
### CARNEGIE



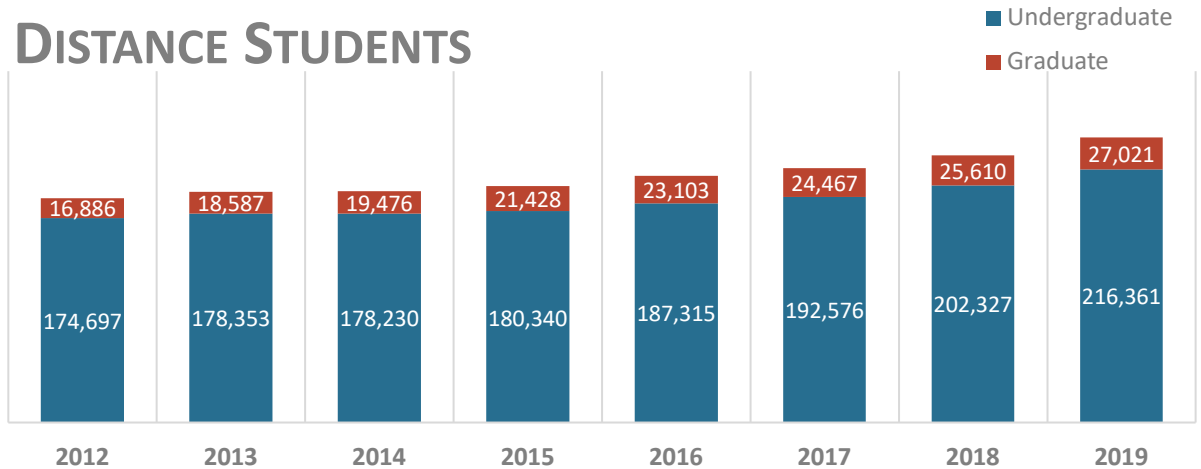
### SIZE



### TYPE



## DISTANCE STUDENTS

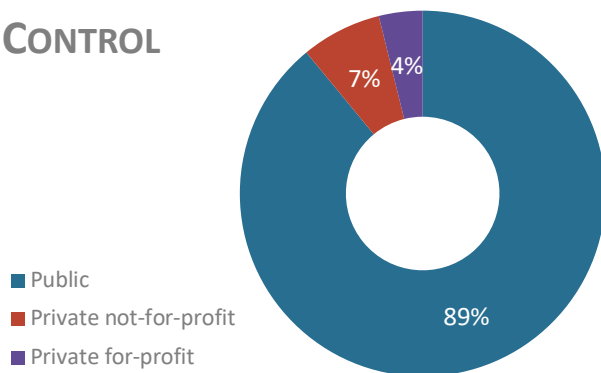


In 2019, a total of 243,382 students took at least one distance course from North Carolina institutions; 216,361 (43.9% of all undergraduate students) were enrolled at the undergraduate level, and 27,021 (35.6% of all graduate students) were enrolled at the graduate level.

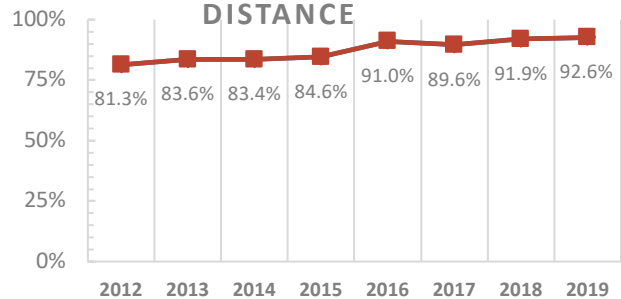
Among undergraduate level distance students, 196,350 were enrolled at institutions classified as public, 11,605 as private not-for-profit, and 8,406 as private for profit. At the graduate-level, 20,311 distance students were enrolled at institutions classified as public, 5,712 as private not-for-profit, and 998 as private for profit.

The number of undergraduate distance enrollments at North Carolina institutions increased by 41,664 (23.8%) between Fall 2012 and Fall 2019, while the number of graduate distance enrollments grew by 10,135 (60.0%) during this same period.

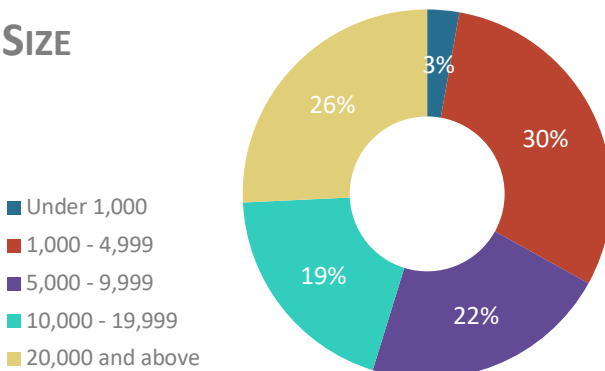
### CONTROL



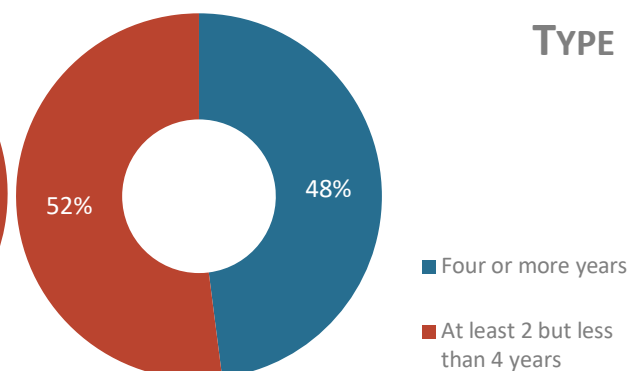
### % INSTITUTIONS WITH DISTANCE



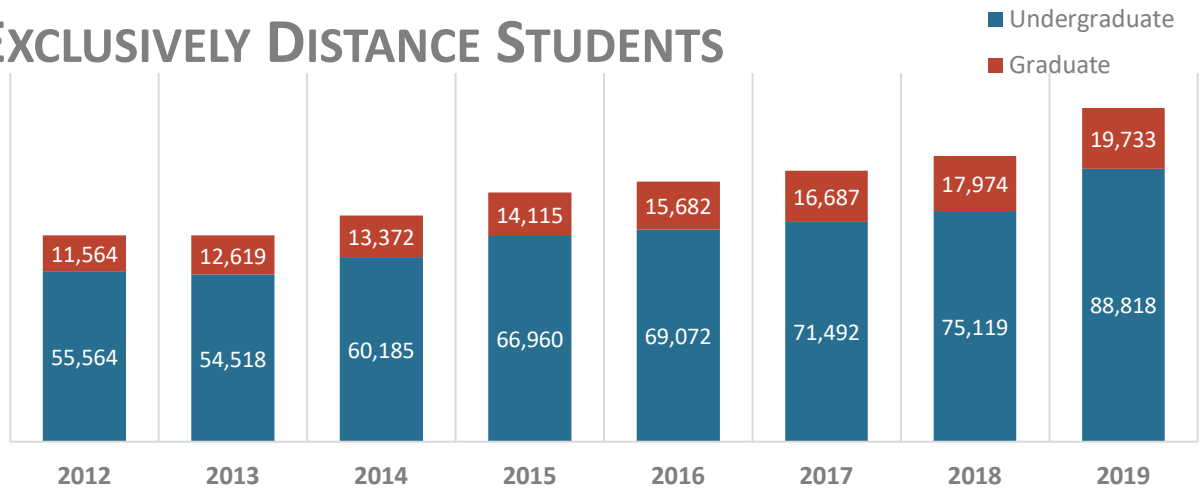
### SIZE



### TYPE

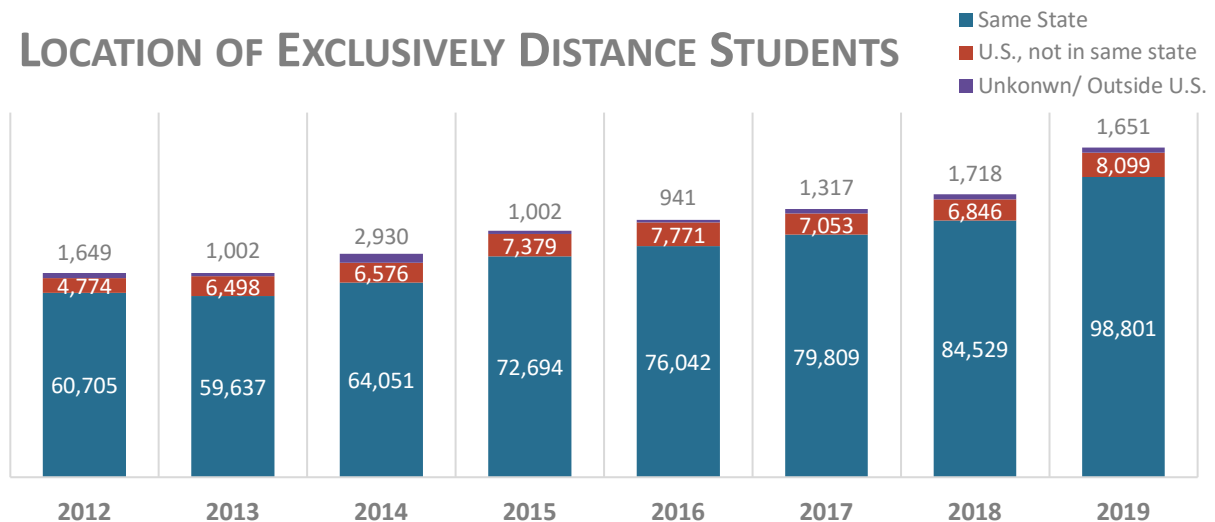


## EXCLUSIVELY DISTANCE STUDENTS

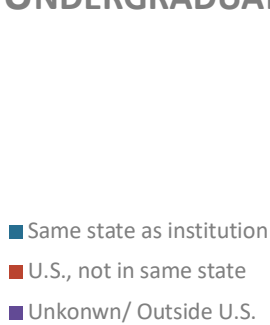


A total of 108,551 students were taking all of their courses at a distance from North Carolina institutions in the fall of 2019. This represents 19.1% of the enrolled students in the state, which ranks the state at number 19 in the U.S. The number of exclusively distance students who reside in North Carolina while taking courses from an institution in North Carolina was 60,705 in 2012 and grew to 98,801 by 2019. There are 9,750 students enrolled as exclusively distance students in North Carolina institutions who reside outside North Carolina, or whose place of residence is unknown.

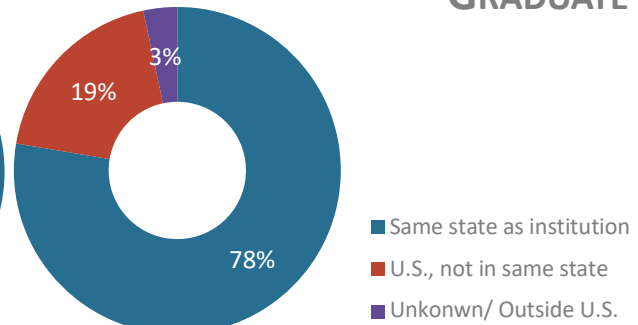
## LOCATION OF EXCLUSIVELY DISTANCE STUDENTS



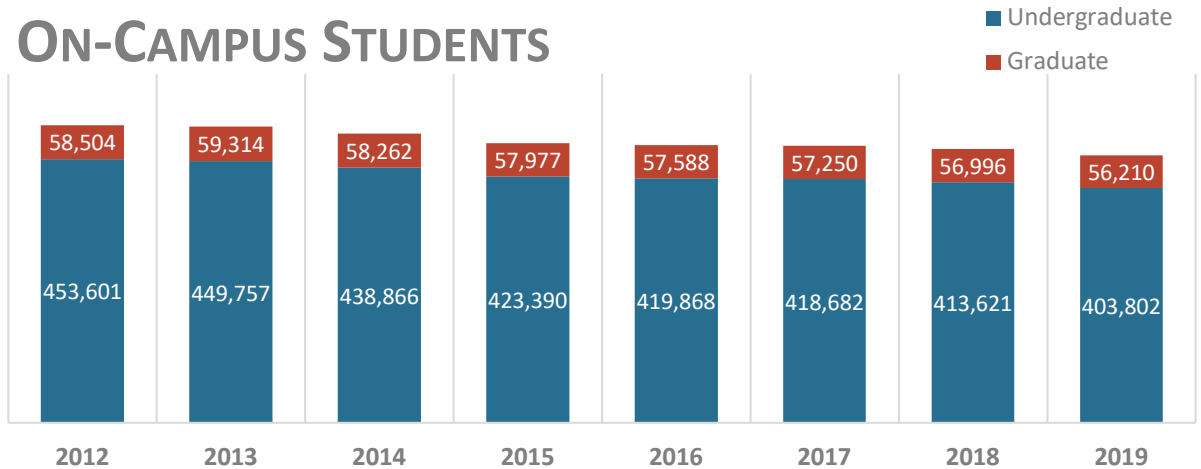
### UNDERGRADUATE



### GRADUATE

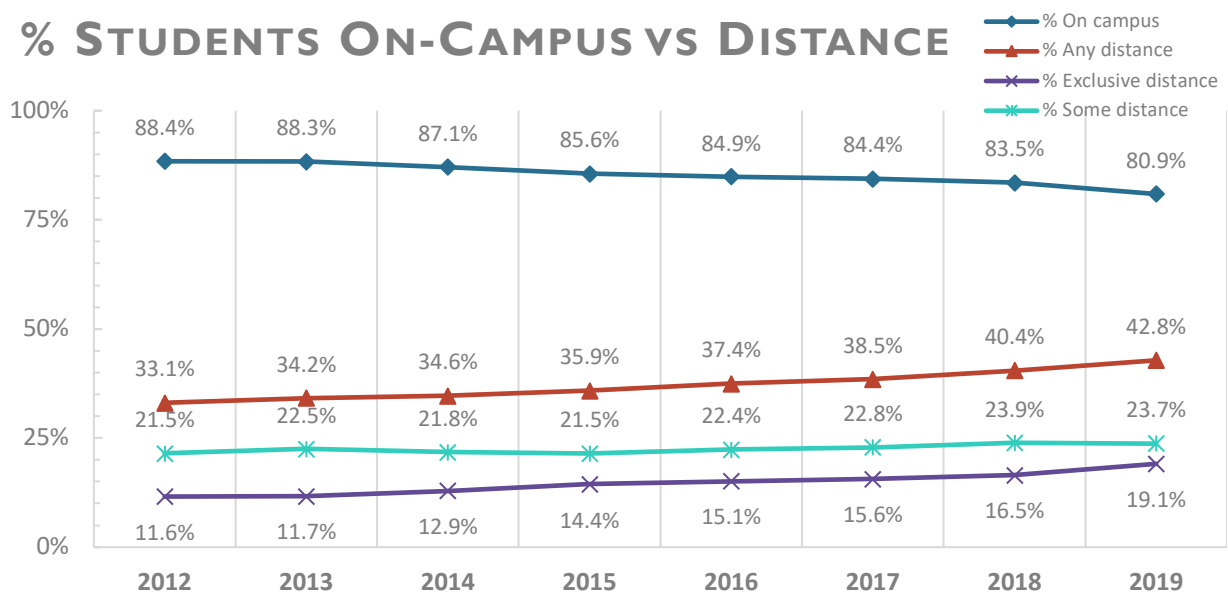


# ON-CAMPUS STUDENTS

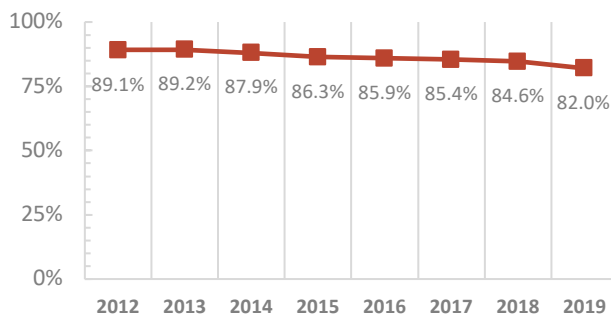


On-campus students are those who take one or more of their courses physically on-campus. The number of students studying on campus declined from 512,105 to 460,012 between 2012 and 2019 in North Carolina, representing a reduction of 10.2%. This compares to a national decrease of 10.3% for the same period. In 2019, 82.0% of undergraduate students and 74.0% of graduate students in North Carolina were taking at least one on-campus course.

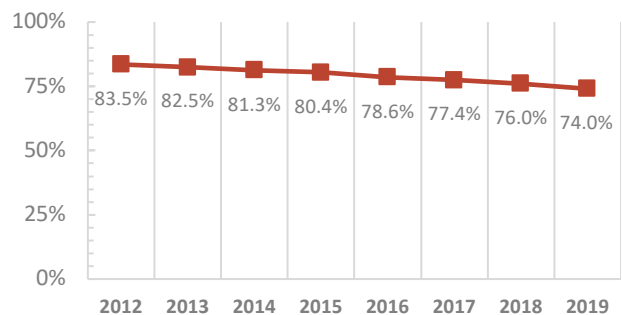
## % STUDENTS ON-CAMPUS VS DISTANCE



% ON-CAMPUS: UNDERGRADUATE



% ON-CAMPUS: GRADUATE





## INSTITUTIONS

	North Carolina	National	State Rank	State as % of National
<b>Total institutions</b>	135	4,089	42	3.3%
<b>Institutions w/ distance</b>	125	3,161	7	4.0%
<b>% Institution w/ distance</b>	92.6%	77.3%	7	

## ENROLLMENTS

North Carolina		Total	Any Distance	Exclusive Distance	On Campus
	<b>Total</b>	568,563	243,382	108,551	460,012
<b>Size</b>	<b>Under 1,000</b>	16,365	6,824	3,156	13,209
	<b>1,000 - 4,999</b>	149,853	73,617	33,275	116,578
	<b>5,000 - 9,999</b>	115,774	52,857	27,444	88,330
	<b>10,000 - 19,999</b>	119,925	47,425	22,208	97,717
	<b>20,000 and above</b>	166,646	62,659	22,468	144,178
<b>Carnegie</b>	<b>Not assigned</b>	11,282	8,727	7,182	4,100
	<b>Associates</b>	224,253	126,430	59,957	164,296
	<b>Research</b>	182,380	57,296	18,966	163,414
	<b>Masters</b>	101,469	39,229	16,409	85,060
	<b>Baccalaureate</b>	44,205	8,237	3,296	40,909
	<b>Specialized</b>	4,974	3,463	2,741	2,233
<b>Control</b>	<b>Public</b>	462,970	216,661	91,501	371,469
	<b>Private not-for-profit</b>	94,959	17,317	8,781	86,178
	<b>Private for-profit</b>	10,634	9,404	8,269	2,365
<b>Type</b>	<b>Four or more years</b>	344,221	116,751	48,660	295,561
	<b>At least 2 but less than 4 years</b>	224,342	126,631	59,891	164,451