

*Distance Education State Almanac*

# MASSACHUSETTS



**Julia E. Seaman, Ph.D.**

*Research Director, Bay View Analytics*

**Jeff Seaman, Ph.D.**

*Director, Bay View Analytics*

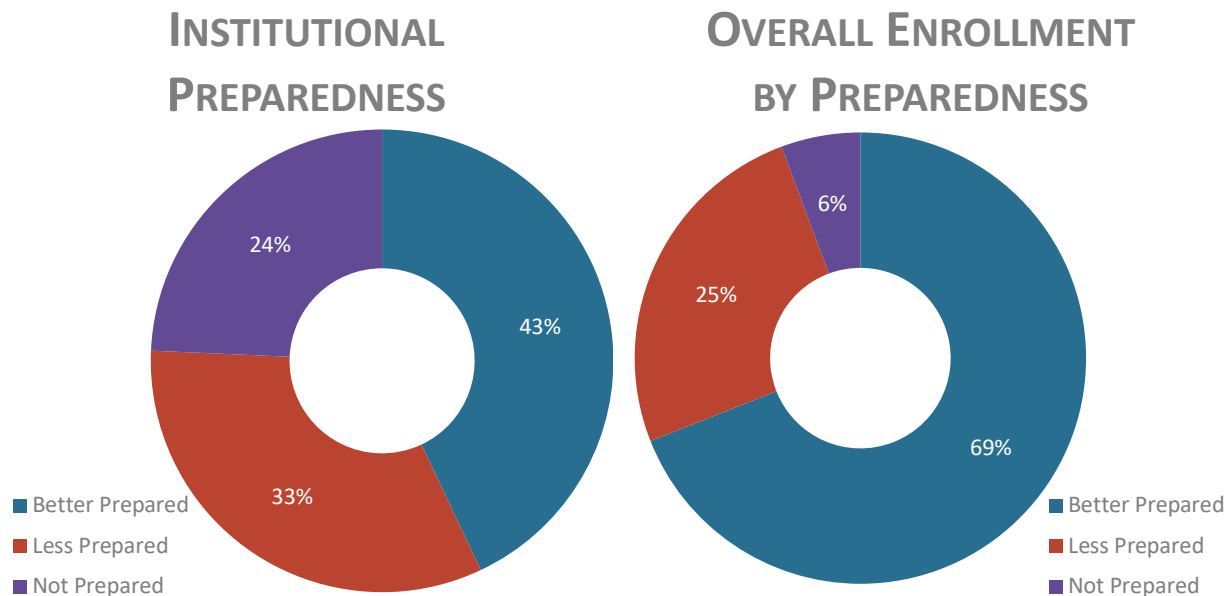




## COVID-19 Distance Learning Preparedness

Not all higher education institutions were equally prepared to move courses online. Those institutions with a substantial number of students studying at a distance (1,000 or more), or a substantial percentage of their students taking at least one distance course (25% or more), can be expected to have the experience and infrastructure to better support a transition to online learning. Likewise, institutions with no distance students will have the least experience and infrastructure to support such a transition.

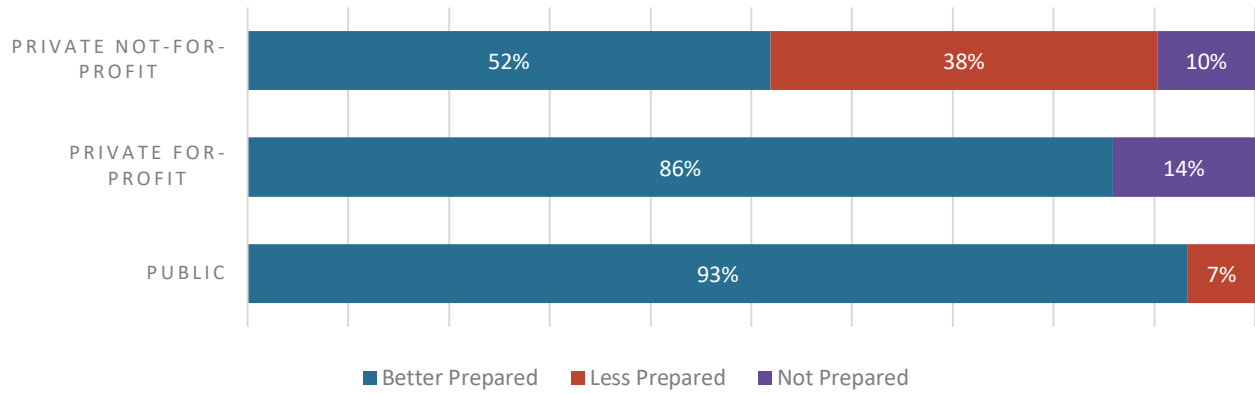
Nationally, 59.3% of all degree-granting institutions meet the criteria of having 25% or more or over 1,000 of their students taking distance courses. In Massachusetts, 43.0% of institutions are better prepared for moving completely online. These institutions enroll 339,904 students, or 69.0% of all students in the state. There are 26 institutions in Massachusetts with no distance students (representing 24.3% of the total in state institutions) that were likely not well prepared for a rapid transition to distance learning.



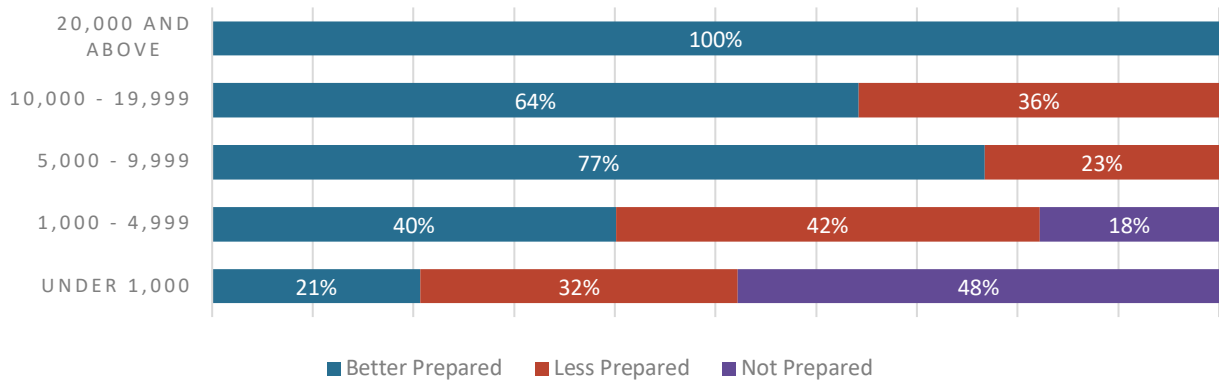
### Preparedness Definitions:

- BETTER PREPARED:** Schools with more than 1,000 online students (thus extensive support staff) or having 25 percent or more of their students online
- LESS PREPARED:** Large schools with less than 1,000 online students (thus some support staff) or having less than 25 percent of their students online
- NOT PREPARED:** Schools with no distance enrollment

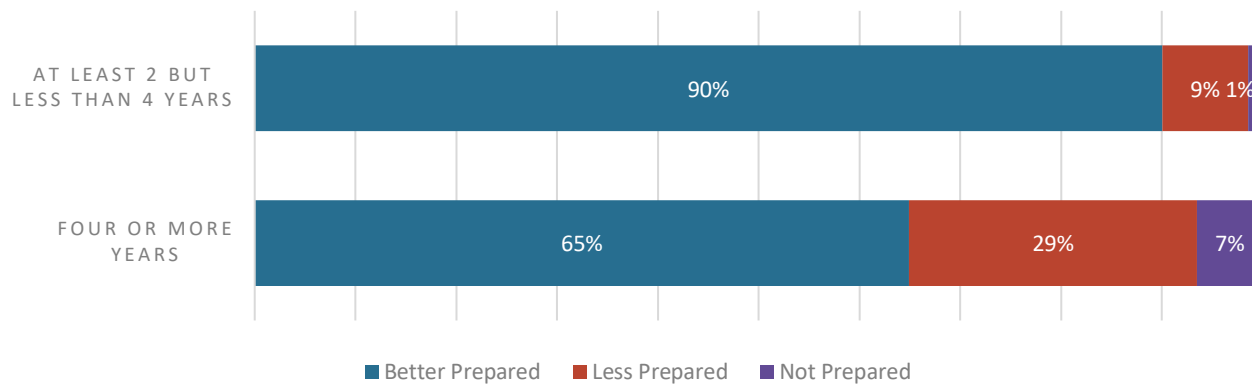
### PREPAREDNESS BY CONTROL



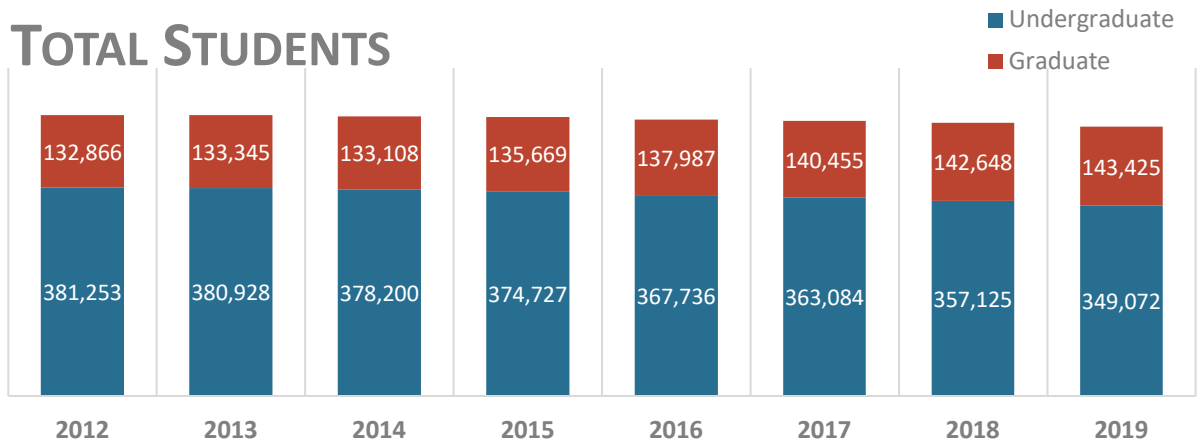
### PREPAREDNESS BY SIZE



### PREPAREDNESS BY TYPE



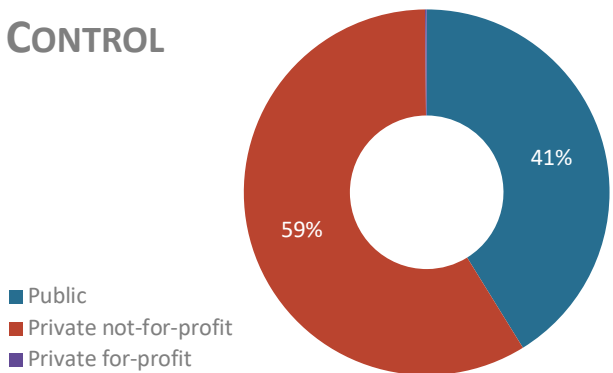
## State Enrollment



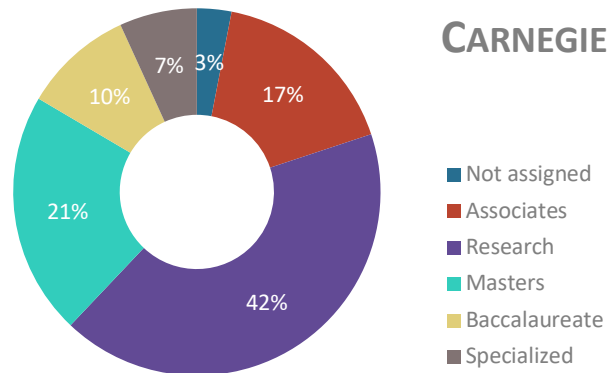
Institutions in Massachusetts enrolled a total of 492,497 students in the of Fall 2019; 349,072 students were enrolled at the undergraduate level, and 143,425 enrolled at the graduate level. The Fall 2019 figure represents a decrease of 21,622 students (-4.2%) from the number enrolled in the fall of 2012. The number of undergraduate students decreased by 32,181 during this period, from 381,253 in 2012 to 349,072 in 2019 (-8.4%). The number of graduate students increased from 132,866 to 143,425 (7.9%) in the same period.

Enrollments in Fall 2019 totaled 202,793 students at public institutions (41% of all students), 288,995 students at private not-for-profit institutions (58.7%), and 709 students at private for-profit institutions (0.1%). Enrollments at public institutions decreased by 25,385 students between 2012 and 2019, while those at private not-for-profit institutions increased by 10,088 students, and those at private for-profit institutions decreased by 6,325 students.

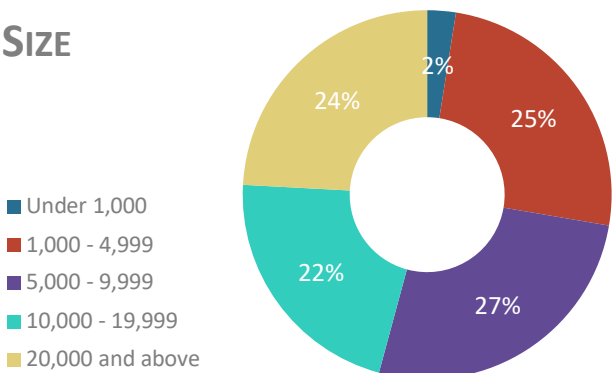
### CONTROL



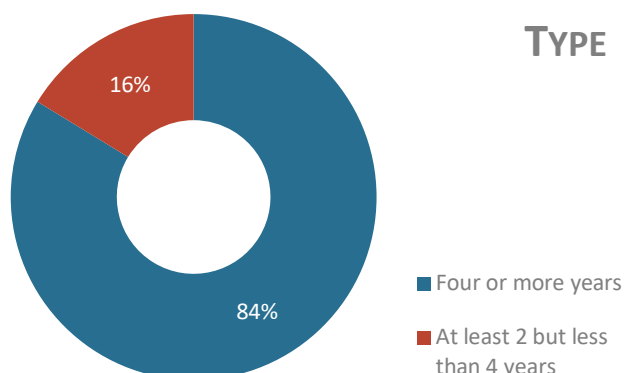
### CARNEGIE



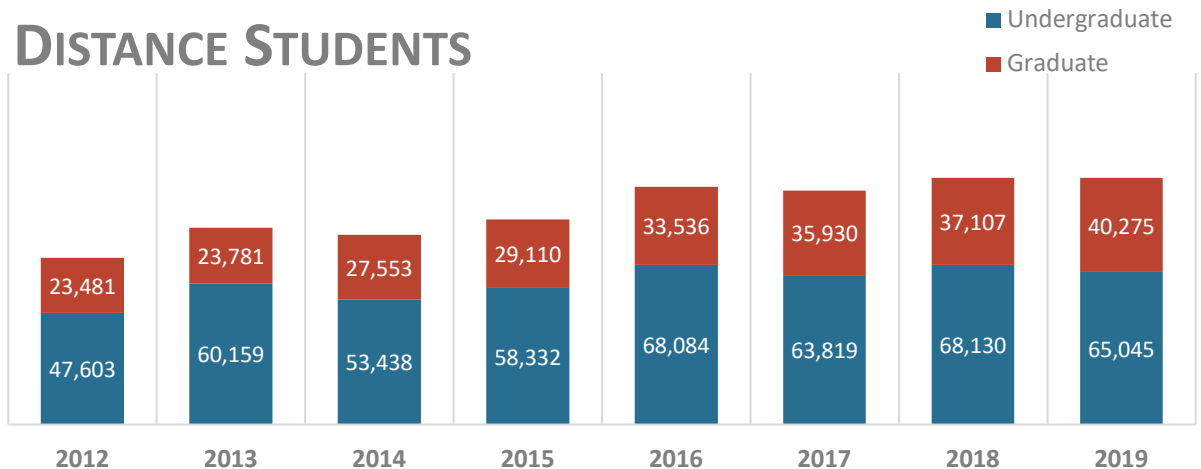
### SIZE



### TYPE



## DISTANCE STUDENTS

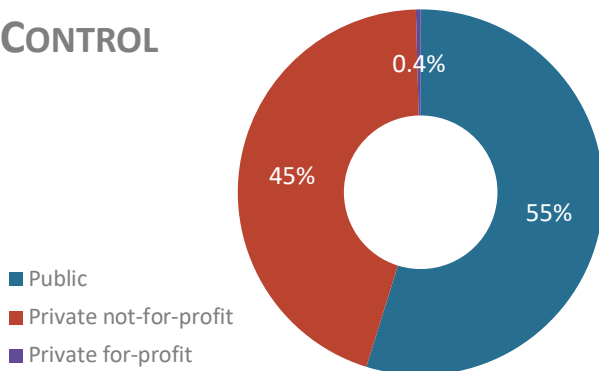


In 2019, a total of 105,320 students took at least one distance course from Massachusetts institutions; 65,045 (18.6% of all undergraduate students) were enrolled at the undergraduate level, and 40,275 (28.1% of all graduate students) were enrolled at the graduate level.

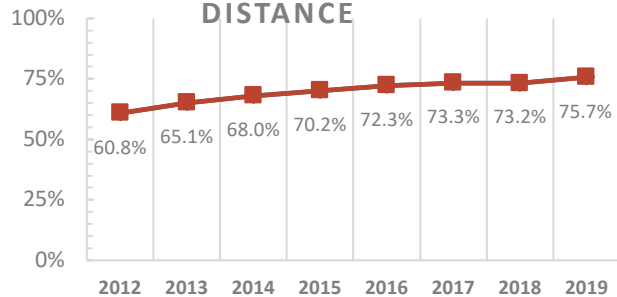
Among undergraduate level distance students, 46,937 were enrolled at institutions classified as public, 17,666 as private not-for-profit, and 442 as private for profit. At the graduate-level, 10,780 distance students were enrolled at institutions classified as public, 29,495 as private not-for-profit, and 0 as private for profit.

The number of undergraduate distance enrollments at Massachusetts institutions increased by 17,442 (36.6%) between Fall 2012 and Fall 2019, while the number of graduate distance enrollments grew by 16,794 (71.5%) during this same period.

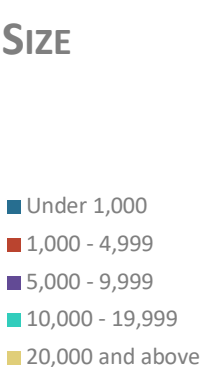
### CONTROL



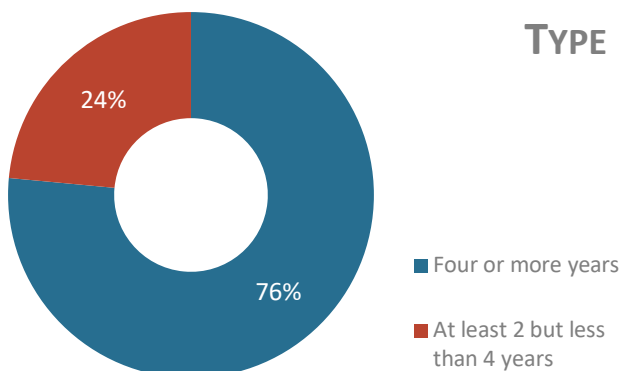
### % INSTITUTIONS WITH DISTANCE



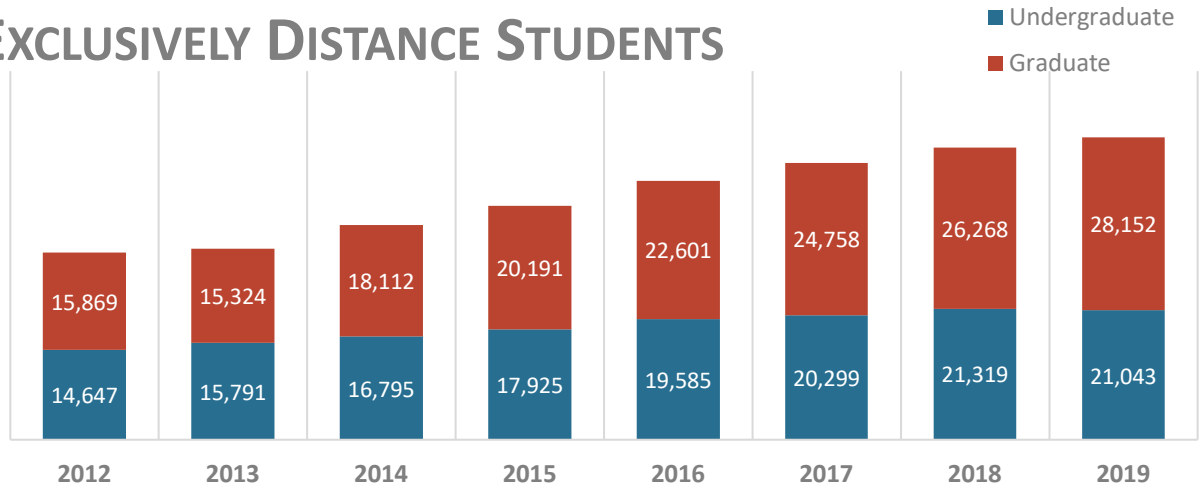
### SIZE



### TYPE

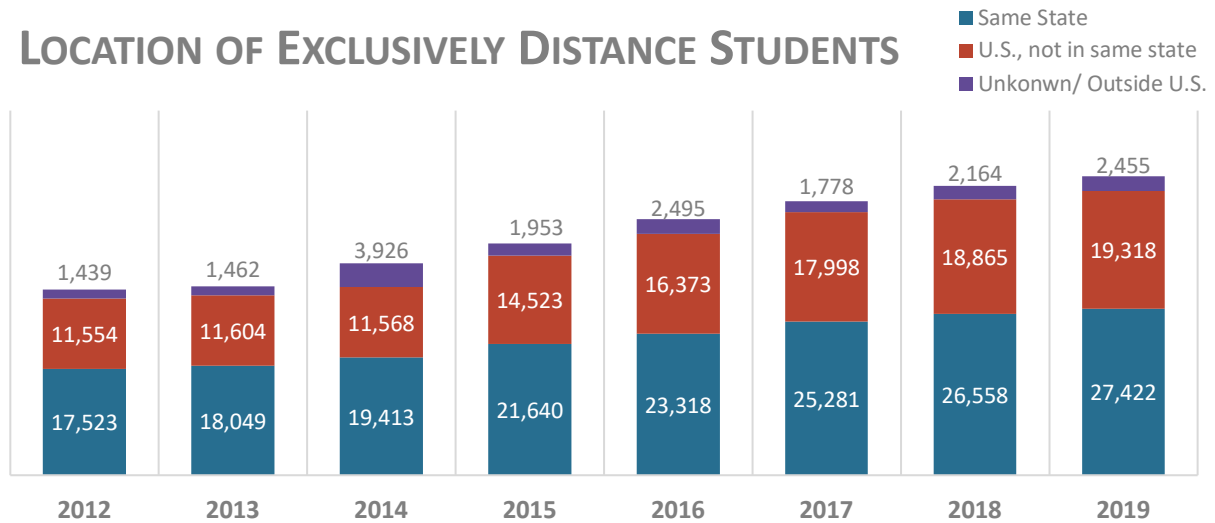


## EXCLUSIVELY DISTANCE STUDENTS

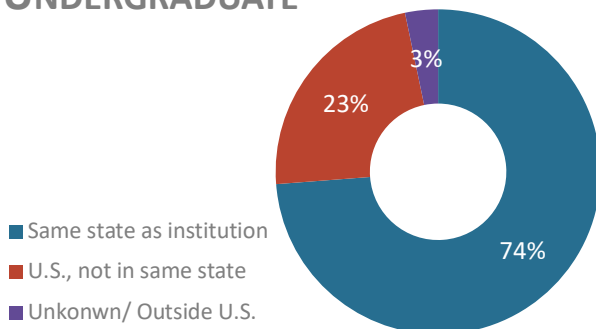


A total of 49,195 students were taking all of their courses at a distance from Massachusetts institutions in the fall of 2019. This represents 10.0% of the enrolled students in the state, which ranks the state at number 46 in the U.S. The number of exclusively distance students who reside in Massachusetts while taking courses from an institution in Massachusetts was 17,523 in 2012 and grew to 27,422 by 2019. There are 21,773 students enrolled as exclusively distance students in Massachusetts institutions who reside outside Massachusetts, or whose place of residence is unknown.

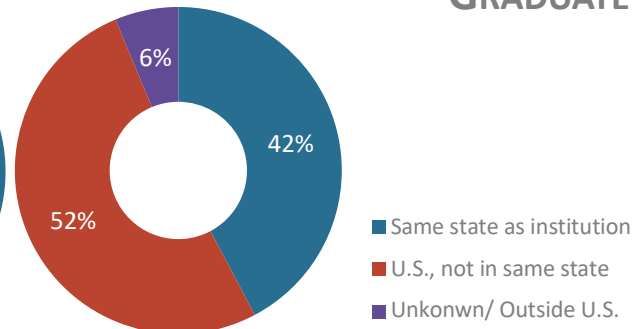
## LOCATION OF EXCLUSIVELY DISTANCE STUDENTS



### UNDERGRADUATE

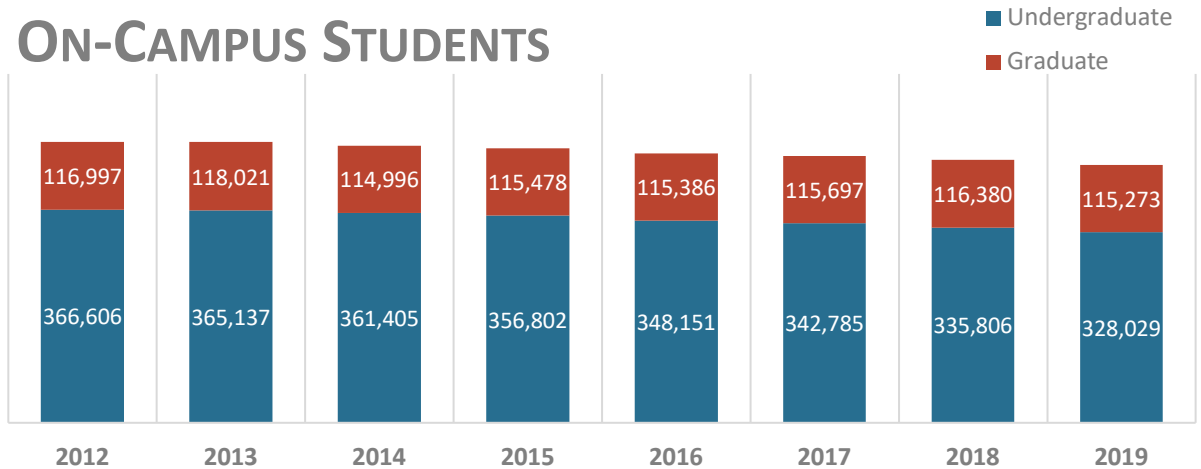


### GRADUATE



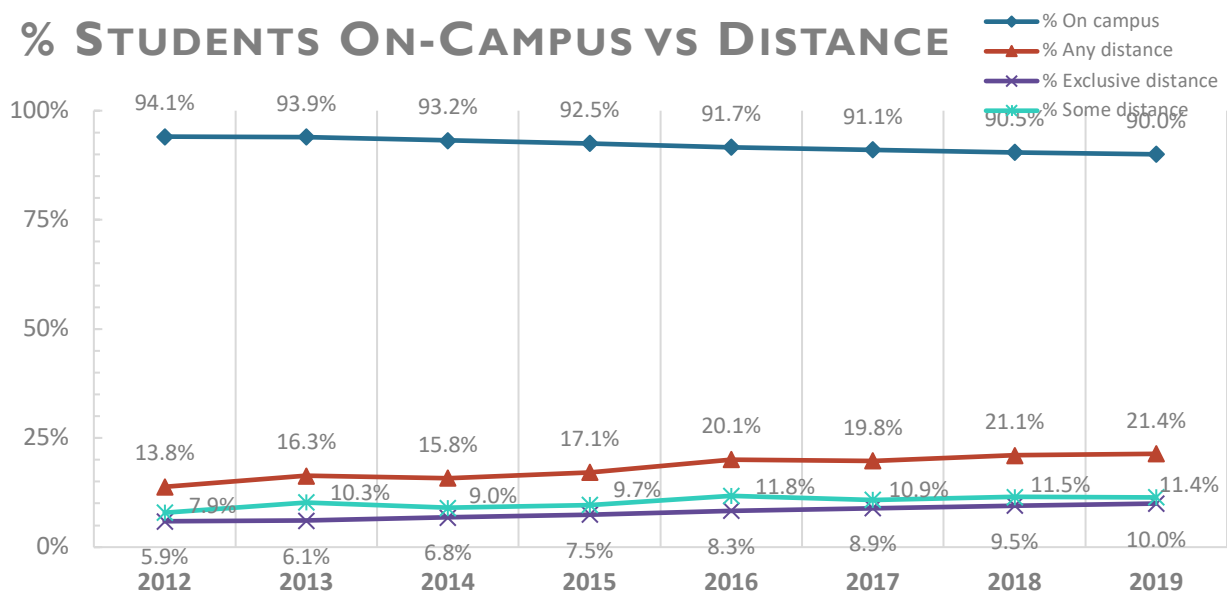
## On-Campus Enrollment

### ON-CAMPUS STUDENTS

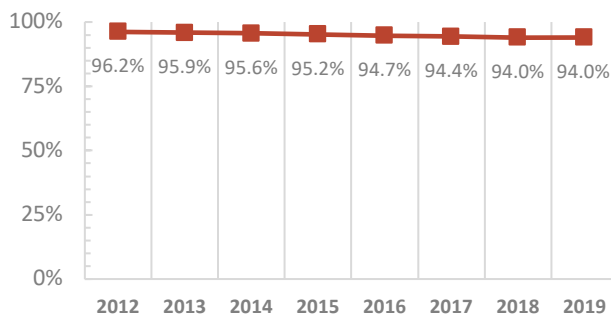


On-campus students are those who take one or more of their courses physically on-campus. The number of students studying on campus declined from 483,603 to 443,302 between 2012 and 2019 in Massachusetts, representing a reduction of 8.3%. This compares to a national decrease of 10.3% for the same period. In 2019, 94.0% of undergraduate students and 80.4% of graduate students in Massachusetts were taking at least one on-campus course.

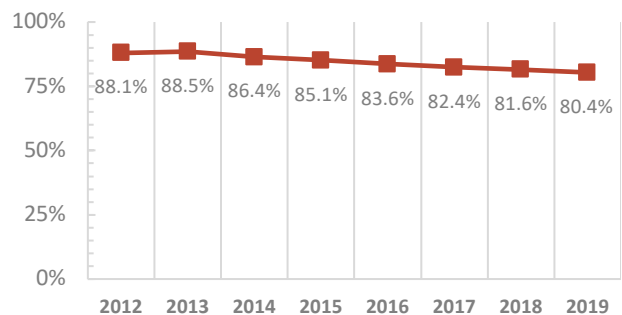
### % STUDENTS ON-CAMPUS VS DISTANCE



#### % ON-CAMPUS: UNDERGRADUATE



#### % ON-CAMPUS: GRADUATE





## INSTITUTIONS

	Massachusetts	National	State Rank	State as % of National
<b>Total institutions</b>	107	4,089	11	2.6%
<b>Institutions w/ distance</b>	81	3,161	10	2.6%
<b>% Institution w/ distance</b>	75.7%	77.3%	10	

## ENROLLMENTS

<b>Massachusetts</b>		<b>Total</b>	<b>Any Distance</b>	<b>Exclusive Distance</b>	<b>On Campus</b>
	<b>Total</b>	492,497	105,320	49,195	443,302
<b>Size</b>	<b>Under 1,000</b>	12,332	2,341	575	11,757
	<b>1,000 - 4,999</b>	124,001	25,561	11,490	112,511
	<b>5,000 - 9,999</b>	130,656	36,668	15,546	115,110
	<b>10,000 - 19,999</b>	106,576	24,763	11,382	95,194
	<b>20,000 and above</b>	118,932	15,987	10,202	108,730
<b>Carnegie</b>	<b>Not assigned</b>	14,961	6,823	4,228	10,733
	<b>Associates</b>	83,094	25,628	8,221	74,873
	<b>Research</b>	207,635	29,880	17,260	190,375
	<b>Masters</b>	105,429	27,517	11,531	93,898
	<b>Baccalaureate</b>	47,755	7,881	3,769	43,986
	<b>Specialized</b>	33,623	7,591	4,186	29,437
<b>Control</b>	<b>Public</b>	202,793	57,717	22,061	180,732
	<b>Private not-for-profit</b>	288,995	47,161	27,016	261,979
	<b>Private for-profit</b>	709	442	118	591
<b>Type</b>	<b>Four or more years</b>	412,320	80,551	41,207	371,113
	<b>At least 2 but less than 4 years</b>	80,177	24,769	7,988	72,189